

MANITOBA MARKETS

Hog Prices



March 8, 2022

For definitions of how data is collected and calculated, please see

<https://www.gov.mb.ca/agriculture/markets-and-statistics/livestock-statistics/pubs/hog-price-report-definitions-and-methodology.pdf>

Exchange rates (Friday close)

1 US \$ = C \$1.2750

1 EURO = C \$1.3923

1 Yen = C \$0.01109

<https://www.bankofcanada.ca/rates/exchange/daily-exchange-rates/>

View the Interactive Dashboards for current and historical charts and graphs:

<https://www.gov.mb.ca/agriculture/markets-and-statistics/livestock-statistics/livestock-market-prices-current.html>

Manitoba Weighted Average Carcass Prices (including premiums and discounts)

All In Weights C\$/100 kg

Week	Week ending date	2022	2021	Change from Previous Week	Change from Previous Year
6	2022-02-11	224.76	189.34	6.3%	18.7%
7	2022-02-18	234.24	196.38	4.2%	19.3%
8	2022-02-25	243.09	200.25	3.8%	21.4%
9	2022-03-04	245.26	206.25	0.9%	18.9%
Four week average		236.84	198.06	-	19.6%

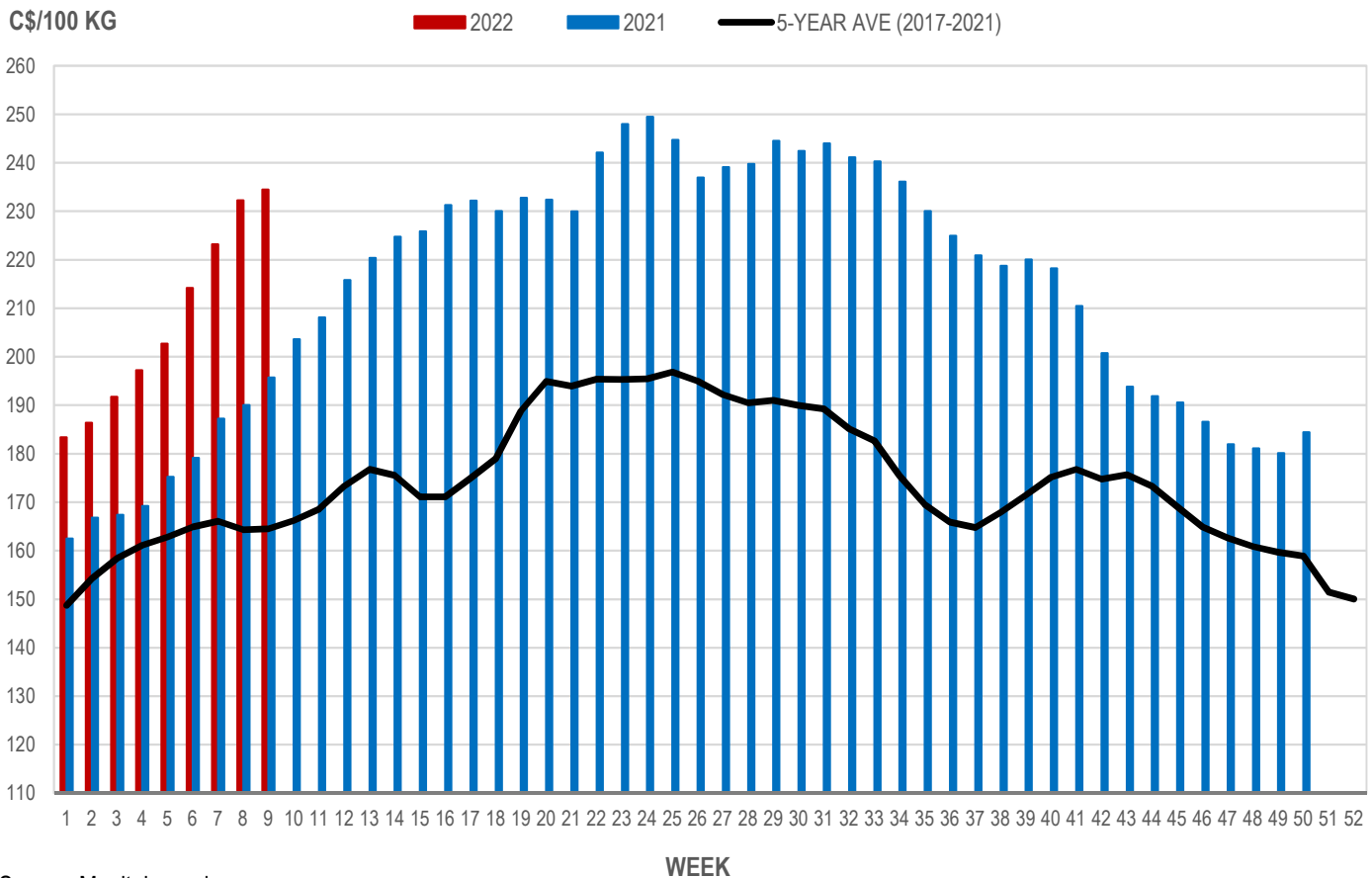
Source: Manitoba major processors.

Index 100, C\$/100 kg

Week	Week ending date	2022	2021	Change from Previous Week	Change from Previous Year
6	2022-02-11	214.15	179.15	5.7%	19.5%
7	2022-02-18	223.20	187.22	4.2%	19.2%
8	2022-02-25	232.25	190.02	4.1%	22.2%
9	2022-03-04	234.44	195.67	0.9%	19.8%
Four week average		226.01	188.01	-	20.2%

Source: Manitoba major processors.

MANITOBA WEIGHTED AVERAGE INDEX 100 HOG PRICES WEEKLY



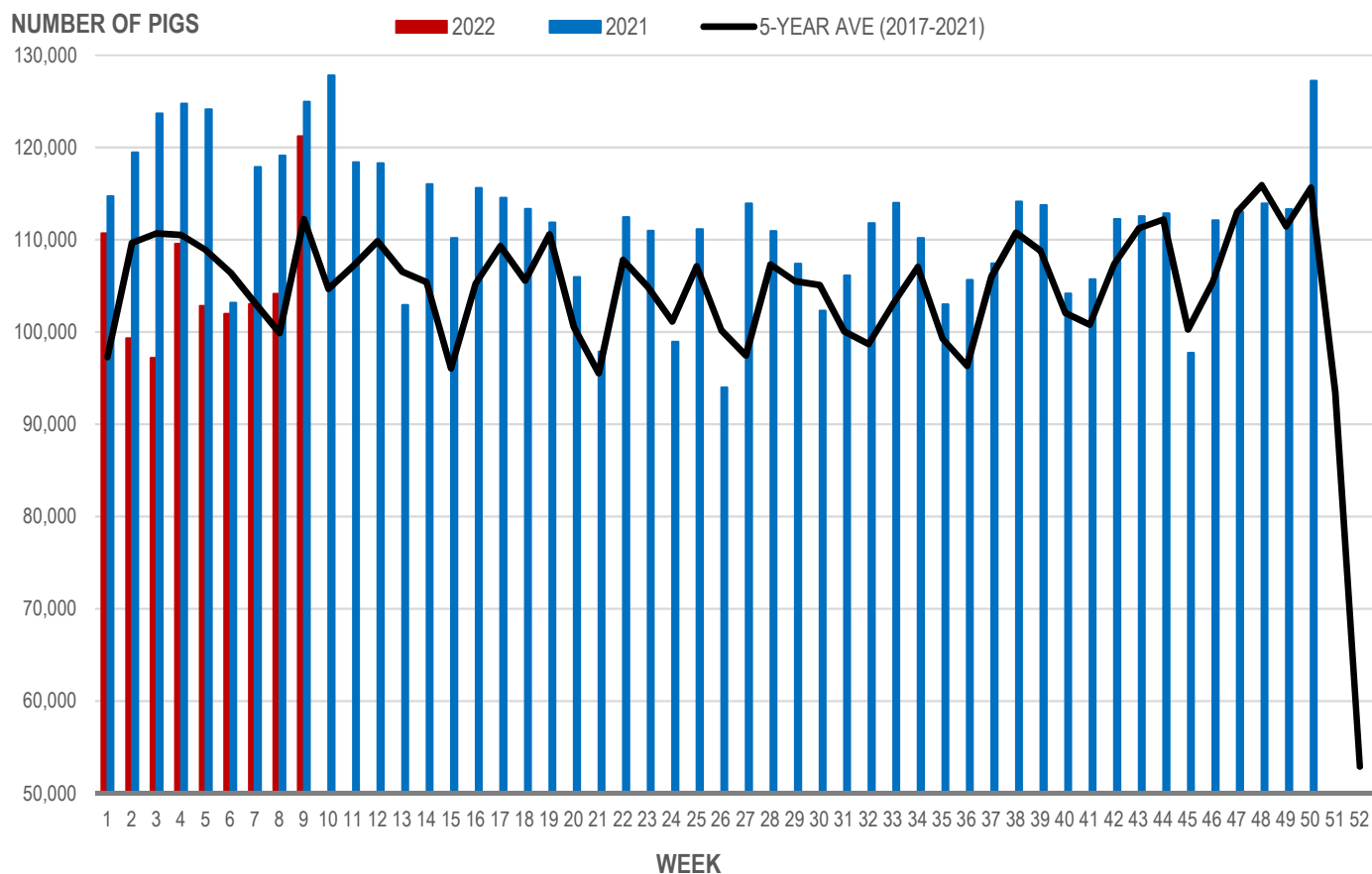
Source: Manitoba major processors

Number of Pigs Processed by Major Processors

Week	Week ending date	2022	2021	Change from Previous Week	Change from Previous Year
6	2022-02-11	101,975	103,166	-0.8%	-1.2%
7	2022-02-18	103,028	117,891	1.0%	-12.6%
8	2022-02-25	104,139	119,114	1.1%	-12.6%
9	2022-03-04	121,228	124,947	16.4%	-3.0%
Four week average		107,593	116,280	-	-7.5%

Source: Manitoba major processors.

NUMBER OF PIGS PROCESSED BY MAJOR PROCESSORS WEEKLY



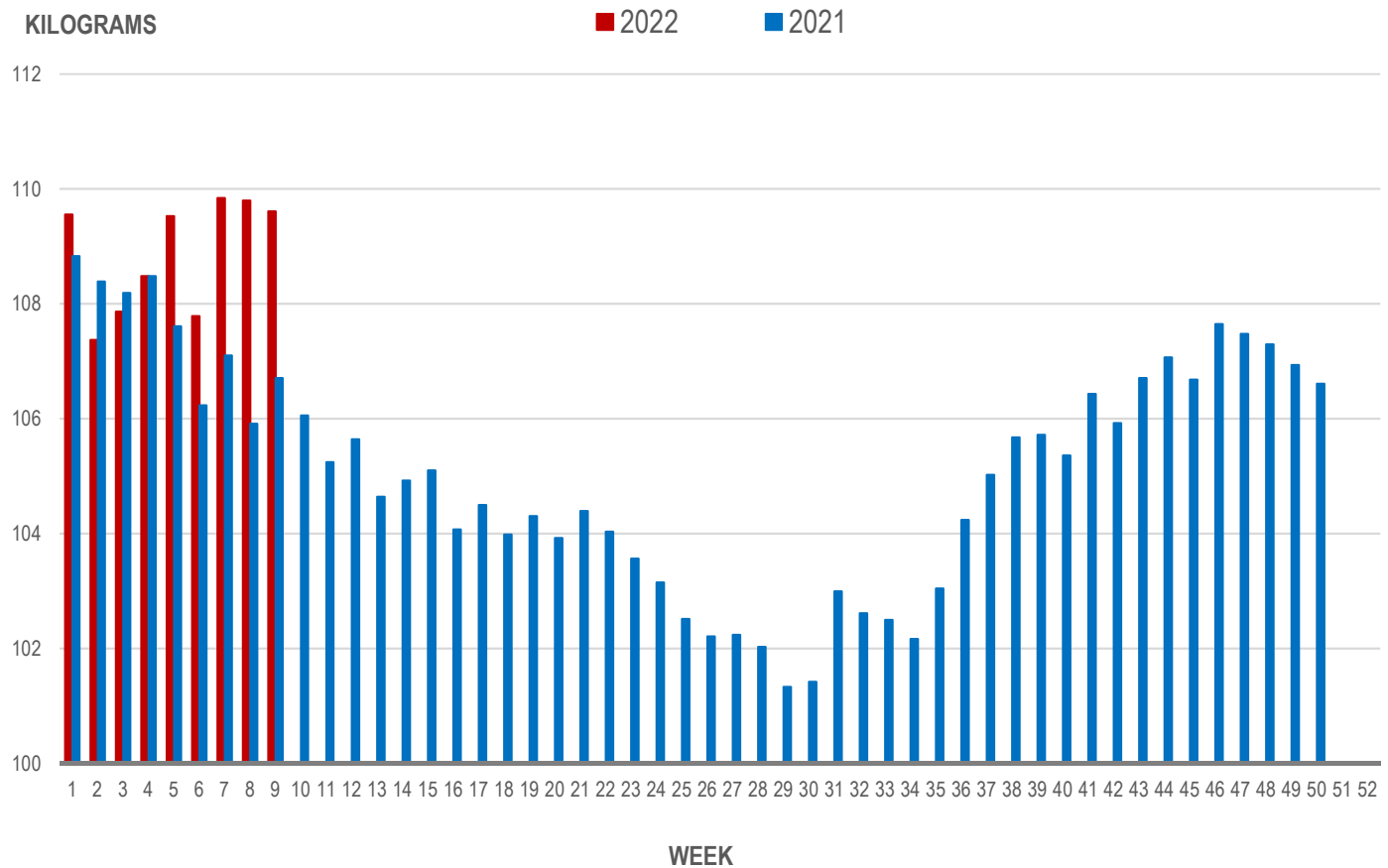
Source: Manitoba major processors

Average Weight of Hogs Processed by Major Processors, Kg

Week	Week ending date	2022	2021	Change from Previous Week	Change from Previous Year
6	2022-02-11	107.79	106.23	-1.6%	1.5%
7	2022-02-18	109.84	107.10	1.9%	2.6%
8	2022-02-25	109.80	105.91	0.0%	3.7%
9	2022-03-04	109.61	106.71	-0.2%	2.7%
Four week average		109.26	106.49	-	2.6%

Source: Manitoba major processors.

AVERAGE WEIGHT OF HOGS PROCESSED BY MAJOR PROCESSORS WEEKLY



Source: Manitoba major processors

CME FUTURES PRICES, US\$/lb, Friday settle price

	LEAN HOG	Change *	PORK CUTOUT	Change *
Apr 2022	100.45	-3.22	105.65	-5.43
May 2022	105.75	-2.08	113.08	-3.50
Jun 2022	111.75	-2.13	118.95	-2.75
July 2022	110.70	-2.85	117.50	-2.80
Aug 2022	109.73	-2.63	117.53	-2.90
Oct 2022	92.80	-0.10	101.85	-2.93
Dec 2022	85.05	2.05	92.10	-2.10
Feb 2023	87.35	2.40	93.20	-2.10
Apr 2023	90.00	2.18	93.35	-2.10
May 2023	92.80	2.18	93.50	-2.10
Jun 2023	97.30	2.05	99.88	-2.10

Source: CME

* Price change from previous week, US\$

MAPLE LEAF Sig #4 - Contract Prices Top of Range

	Sig #4 Price C\$/100 kg	Change *
Apr 2022	221.19	-5.28
May 2022	234.28	-3.70
June 2022	242.44	-3.69
July 2022	241.99	-4.87
Aug 2022	242.67	-4.69
Sep 2022	208.72	-1.14
Oct 2022	203.34	-1.30
Nov 2022	197.06	2.10

Source: HAMs Marketing

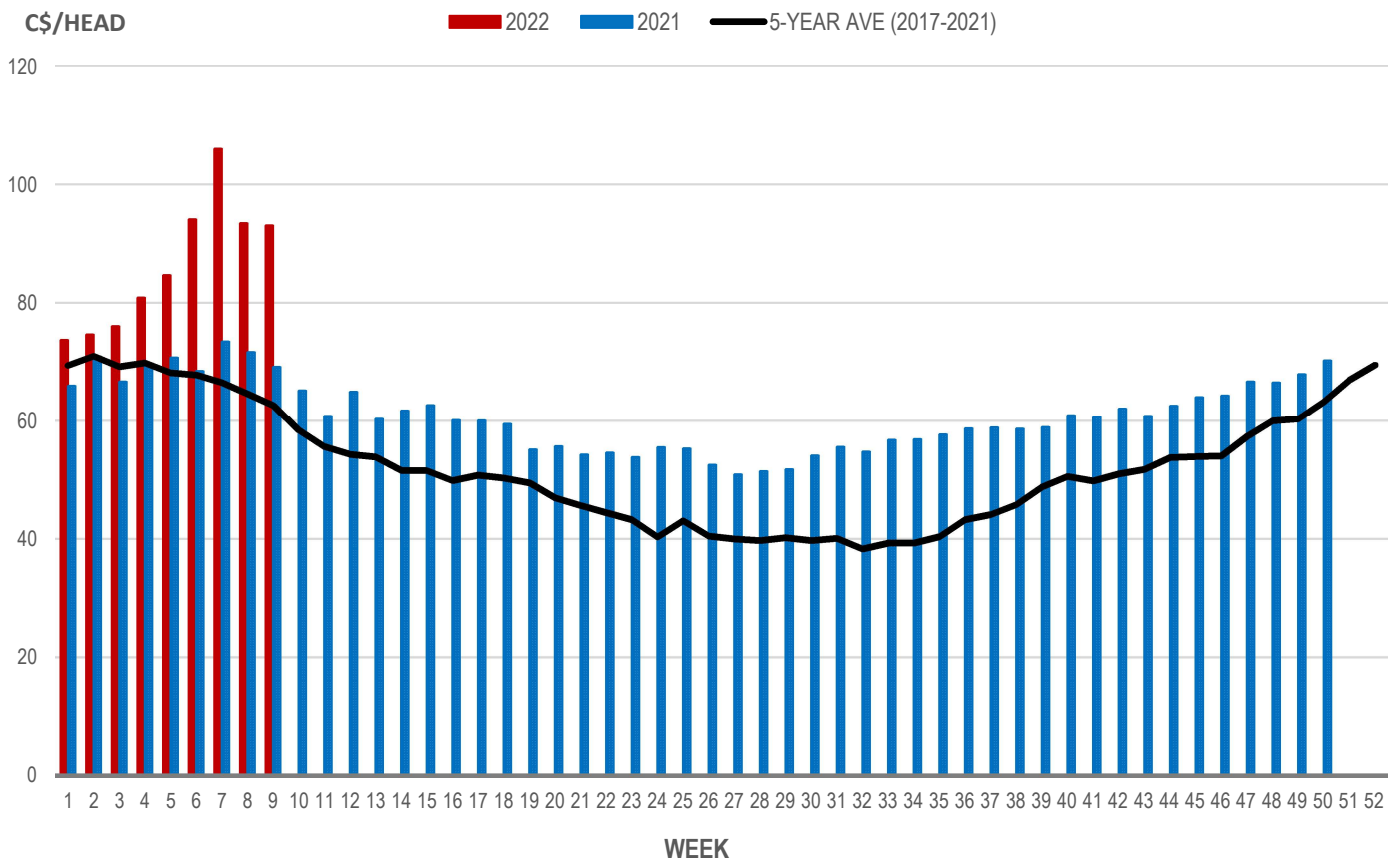
* Price change from previous week, C\$

Weaning Pigs (U.S. Total Composite Weighted Average Price per Head)

	Formula and Cash Low, US\$/Head	Formula and Cash High, US\$/Head	Wtd Avg Price, US\$/Head	Wtd Avg Price, C\$/Head
Early Weaned (10-12 lb)	39.65	98.00	73.01	93.09
Feeder Pigs (40 lb)	100.00	120.00	115.85	147.71

Source: USDA, AMS

EARLY WEANED PIGS (U.S. TOTAL COMPOSITE WEIGHTED AVERAGE PRICE PER HEAD) WEEKLY



Source: USDA, AMS

Contact us

Go to manitoba.ca/agriculture and click on Markets and Statistics

Email us at industryintelligence@gov.mb.ca

Follow us on Twitter @MBGovAg