

## MANITOBA MARKETS

# Hog Prices



March 15, 2022

For definitions of how data is collected and calculated, please see

<https://www.gov.mb.ca/agriculture/markets-and-statistics/livestock-statistics/pubs/hog-price-report-definitions-and-methodology.pdf>

### Exchange rates (Friday close)

1 US \$ = C \$1.2720

1 EURO = C \$1.3920

1 Yen = C \$0.10860

<https://www.bankofcanada.ca/rates/exchange/daily-exchange-rates/>

View the interactive hog dashboards for current and historical charts:

<https://www.gov.mb.ca/agriculture/markets-and-statistics/livestock-statistics/livestock-market-prices-current.html>

### Manitoba Weighted Average Carcass Prices (including premiums and discounts)

#### All In Weights C\$/100 kg

Week	Week ending date	2022	2021	Change from Previous Week	Change from Previous Year
7	2022-02-18	234.24	196.38	4.2%	19.3%
8	2022-02-25	243.09	200.25	3.8%	21.4%
9	2022-03-04	245.26	206.25	0.9%	18.9%
10	2022-03-11	247.40	213.85	0.9%	15.7%
<b>Four week average</b>		<b>242.50</b>	<b>204.18</b>	<b>-</b>	<b>18.8%</b>

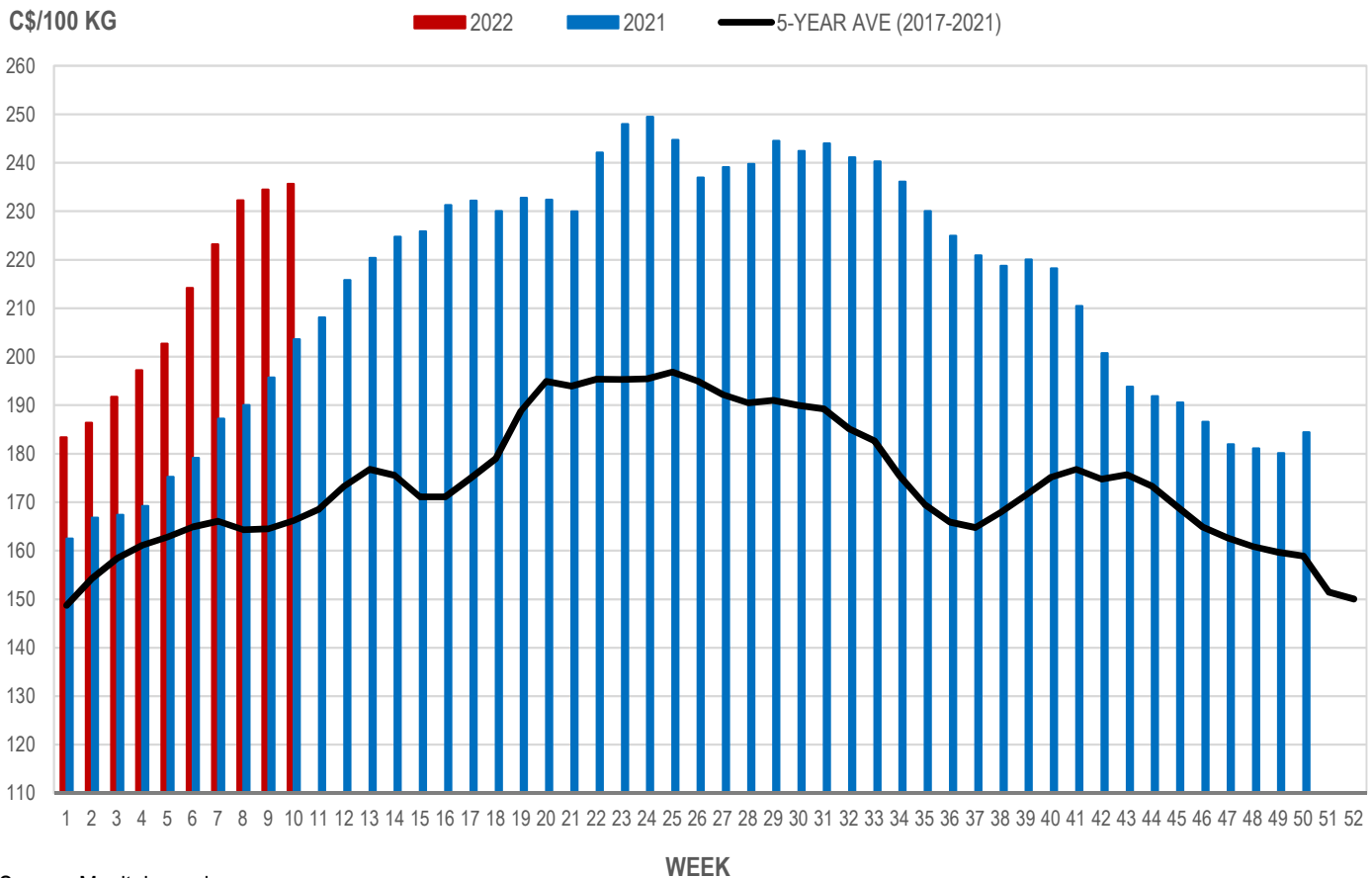
Source: Manitoba major processors.

## Index 100, C\$/100 kg

Week	Week ending date	2022	2021	Change from Previous Week	Change from Previous Year
7	2022-02-18	223.20	187.22	4.2%	19.2%
8	2022-02-25	232.25	190.02	4.1%	22.2%
9	2022-03-04	234.44	195.67	0.9%	19.8%
10	2022-03-11	235.62	203.57	0.5%	15.7%
<b>Four week average</b>		<b>231.38</b>	<b>194.12</b>	<b>-</b>	<b>19.2%</b>

Source: Manitoba major processors.

## MANITOBA WEIGHTED AVERAGE INDEX 100 HOG PRICES WEEKLY



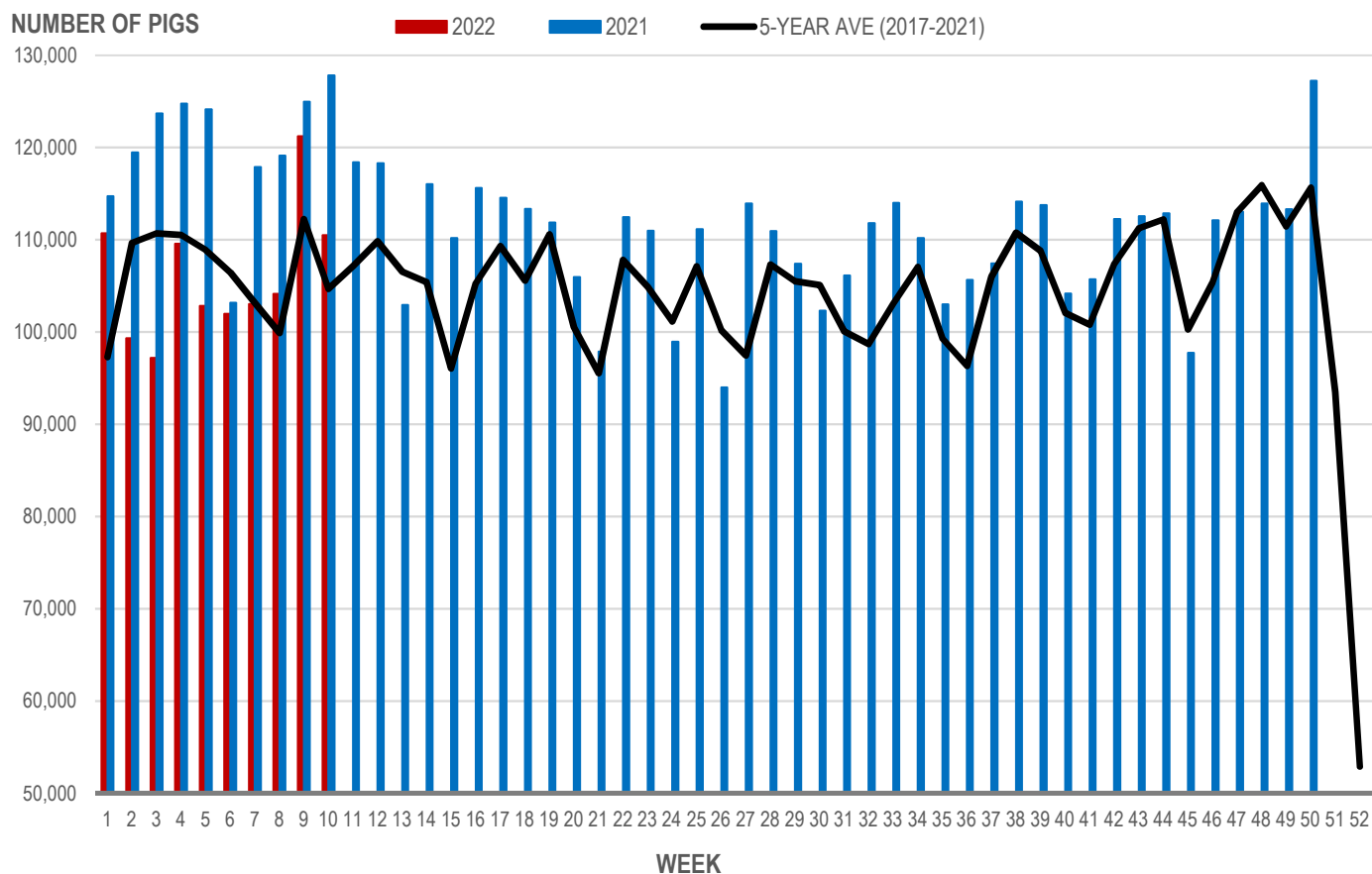
Source: Manitoba major processors

## Number of Pigs Processed by Major Processors

Week	Week ending date	2022	2021	Change from Previous Week	Change from Previous Year
7	2022-02-18	103,028	117,891	1.0%	-12.6%
8	2022-02-25	104,139	119,114	1.1%	-12.6%
9	2022-03-04	121,228	124,947	16.4%	-3.0%
10	2022-03-11	110,480	127,829	-8.9%	-13.6%
<b>Four week average</b>		<b>109,719</b>	<b>122,445</b>	<b>-</b>	<b>-10.4%</b>

Source: Manitoba major processors.

## NUMBER OF PIGS PROCESSED BY MAJOR PROCESSORS WEEKLY



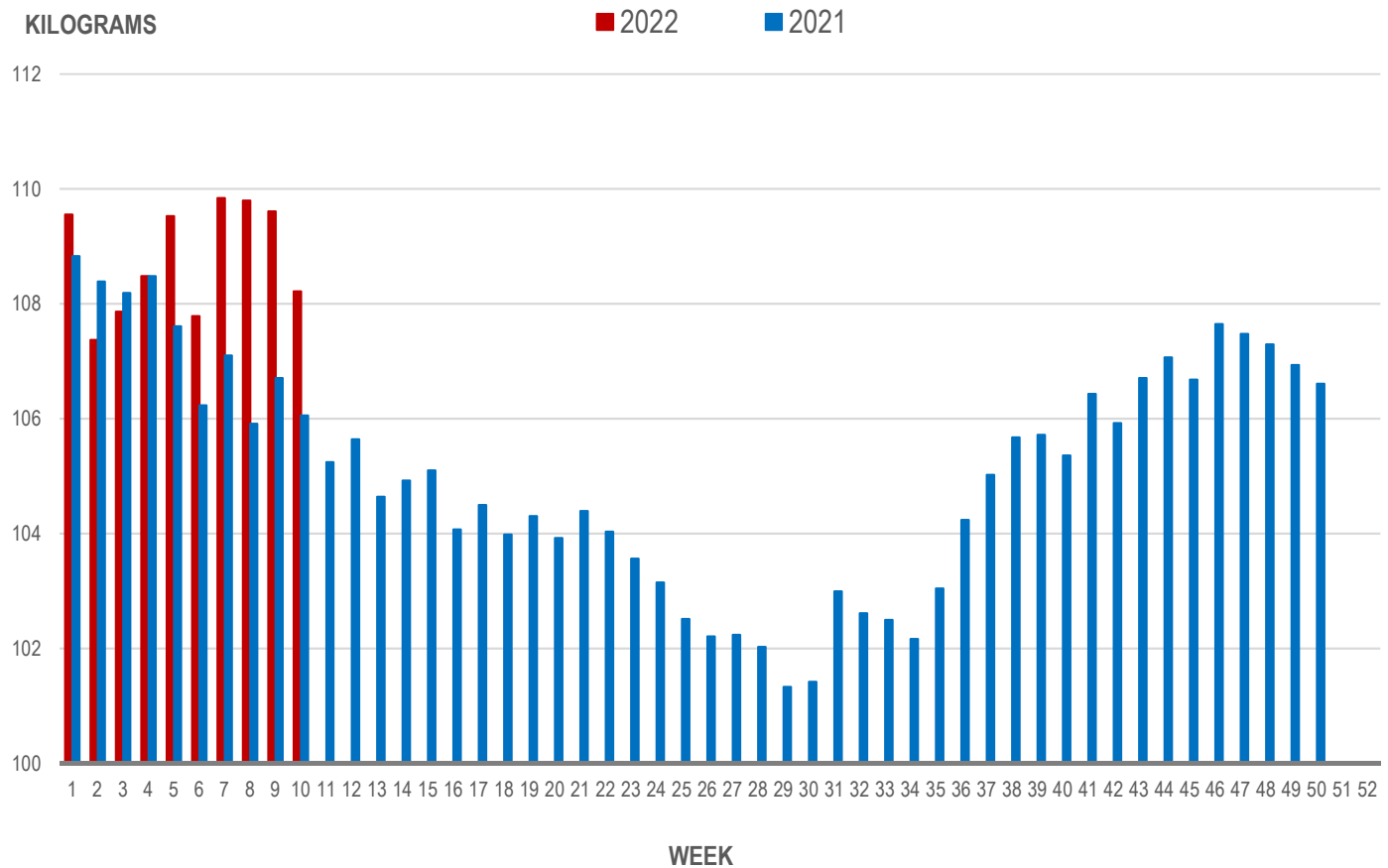
Source: Manitoba major processors

## Average Weight of Hogs Processed by Major Processors, Kg

Week	Week ending date	2022	2021	Change from Previous Week	Change from Previous Year
7	2022-02-18	109.84	107.10	1.9%	2.6%
8	2022-02-25	109.80	105.91	0.0%	3.7%
9	2022-03-04	109.61	106.71	-0.2%	2.7%
10	2022-03-11	108.22	106.06	-1.3%	2.0%
<b>Four week average</b>		<b>109.37</b>	<b>106.44</b>	<b>-</b>	<b>2.7%</b>

Source: Manitoba major processors.

## AVERAGE WEIGHT OF HOGS PROCESSED BY MAJOR PROCESSORS WEEKLY



Source: Manitoba major processors

**CME FUTURES PRICES, US\$/lb, Friday settle price**

	<b>LEAN HOG</b>	<b>Change *</b>	<b>PORK CUTOUT</b>	<b>Change *</b>
Apr 2022	102.73	2.27	108.33	2.68
May 2022	110.15	4.40	116.93	3.85
Jun 2022	118.18	6.43	124.70	5.75
July 2022	117.63	6.93	124.10	6.60
Aug 2022	116.58	6.85	124.18	6.65
Oct 2022	97.63	4.83	109.48	7.63
Dec 2022	88.13	3.08	99.35	7.25
Feb 2023	90.05	2.70	100.45	7.25
Apr 2023	92.45	2.45	100.60	7.25
May 2023	94.90	2.10	100.90	7.40
Jun 2023	99.65	2.35	107.28	7.40

---

Source: CME

\* Price change from previous week, US\$

**MAPLE LEAF Sig #4 - Contract Prices Top of Range**

	<b>Sig #4 Price C\$/100 kg</b>	<b>Change *</b>
Apr 2022	221.14	-0.05
May 2022	243.92	9.64
June 2022	252.03	9.59
July 2022	251.58	9.59
Aug 2022	251.97	9.30
Sep 2022	215.33	6.61
Oct 2022	210.27	6.93
Nov 2022	202.60	5.54
Dec 2022	193.35	NA

---

Source: HAMs Marketing

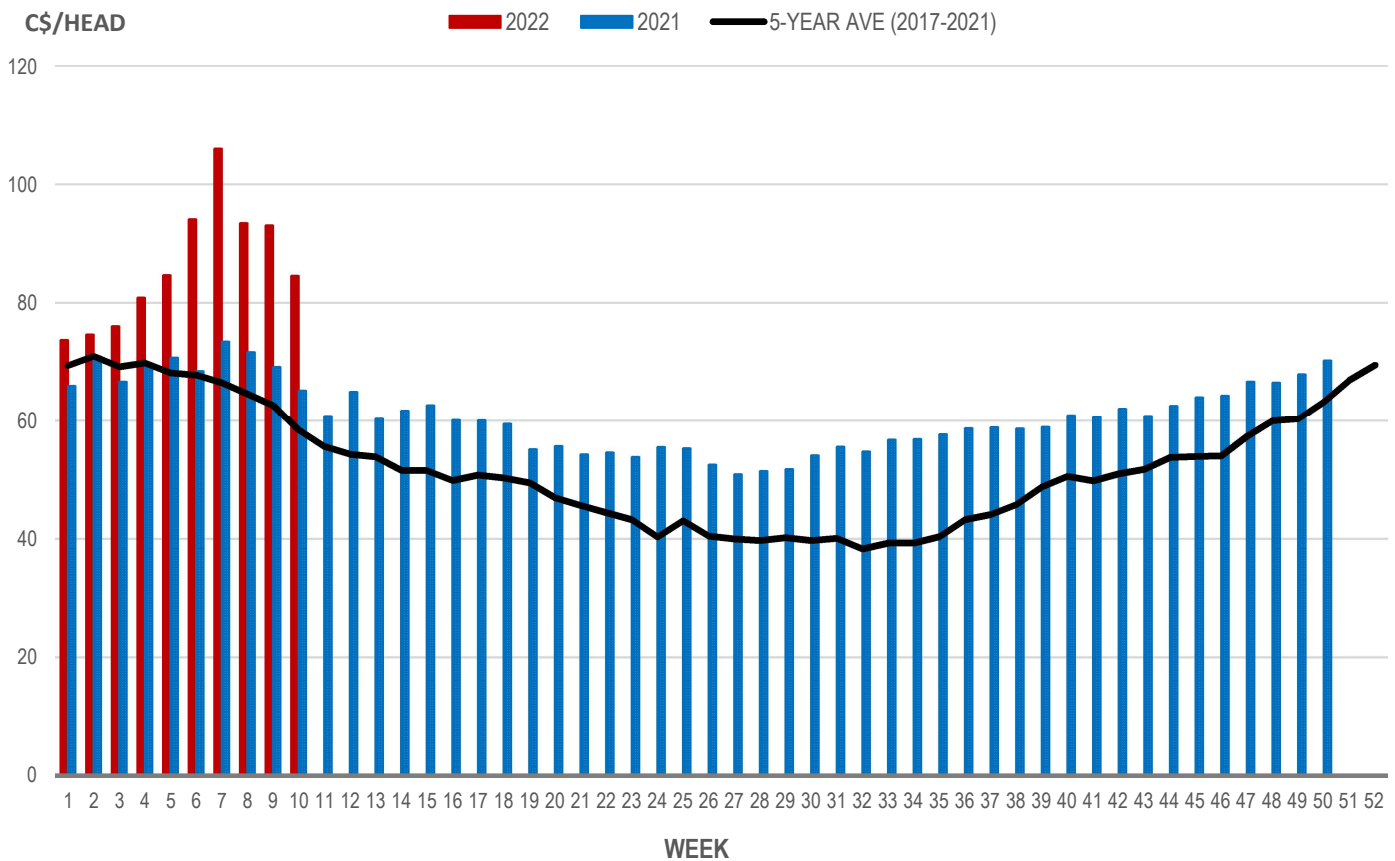
\* Price change from previous week, C\$

### Weaning Pigs (U.S. Total Composite Weighted Average Price per Head)

	Formula and Cash Low, US\$/Head	Formula and Cash High, US\$/Head	Wtd Avg Price, US\$/Head	Wtd Avg Price, C\$/Head
Early Weaned (10-12 lb)	46.88	98.00	66.51	84.60
Feeder Pigs (40 lb)	103.00	130.00	117.71	149.73

Source: USDA, AMS

### EARLY WEANED PIGS (U.S. TOTAL COMPOSITE WEIGHTED AVERAGE PRICE PER HEAD) WEEKLY



Source: USDA, AMS

### Contact us

Go to [manitoba.ca/agriculture](http://manitoba.ca/agriculture) and click on Markets and Statistics

Email us at [industryintelligence@gov.mb.ca](mailto:industryintelligence@gov.mb.ca)

Follow us on Twitter @MBGovAg