

## MANITOBA MARKETS

# Hog Prices



April 19, 2022

For definitions of how data is collected and calculated, please see

<https://www.gov.mb.ca/agriculture/markets-and-statistics/livestock-statistics/pubs/hog-price-report-definitions-and-methodology.pdf>

### Exchange rates ( Thursday close on account of Good Friday)

1 US \$ = C \$1.2601

1 EURO = C \$1.3635

1 Yen = C \$0.01001

<https://www.bankofcanada.ca/rates/exchange/daily-exchange-rates/>

View the interactive hog dashboards for current and historical charts:

<https://www.gov.mb.ca/agriculture/markets-and-statistics/livestock-statistics/livestock-market-prices-current.html>

### Manitoba Weighted Average Carcass Prices (including premiums and discounts)

#### All In Weights C\$/100 kg

Week	Week ending date	2022	2021	Change from Previous Week	Change from Previous Year
12	2022-03-25	247.97	227.27	-0.1%	9.1%
13	2022-04-01	248.59	231.75	0.3%	7.3%
14	2022-04-08	242.16	236.66	-2.6%	2.3%
15	2022-04-15	243.89	238.26	0.7%	2.4%
Four week average		245.65	233.49	-	5.2%

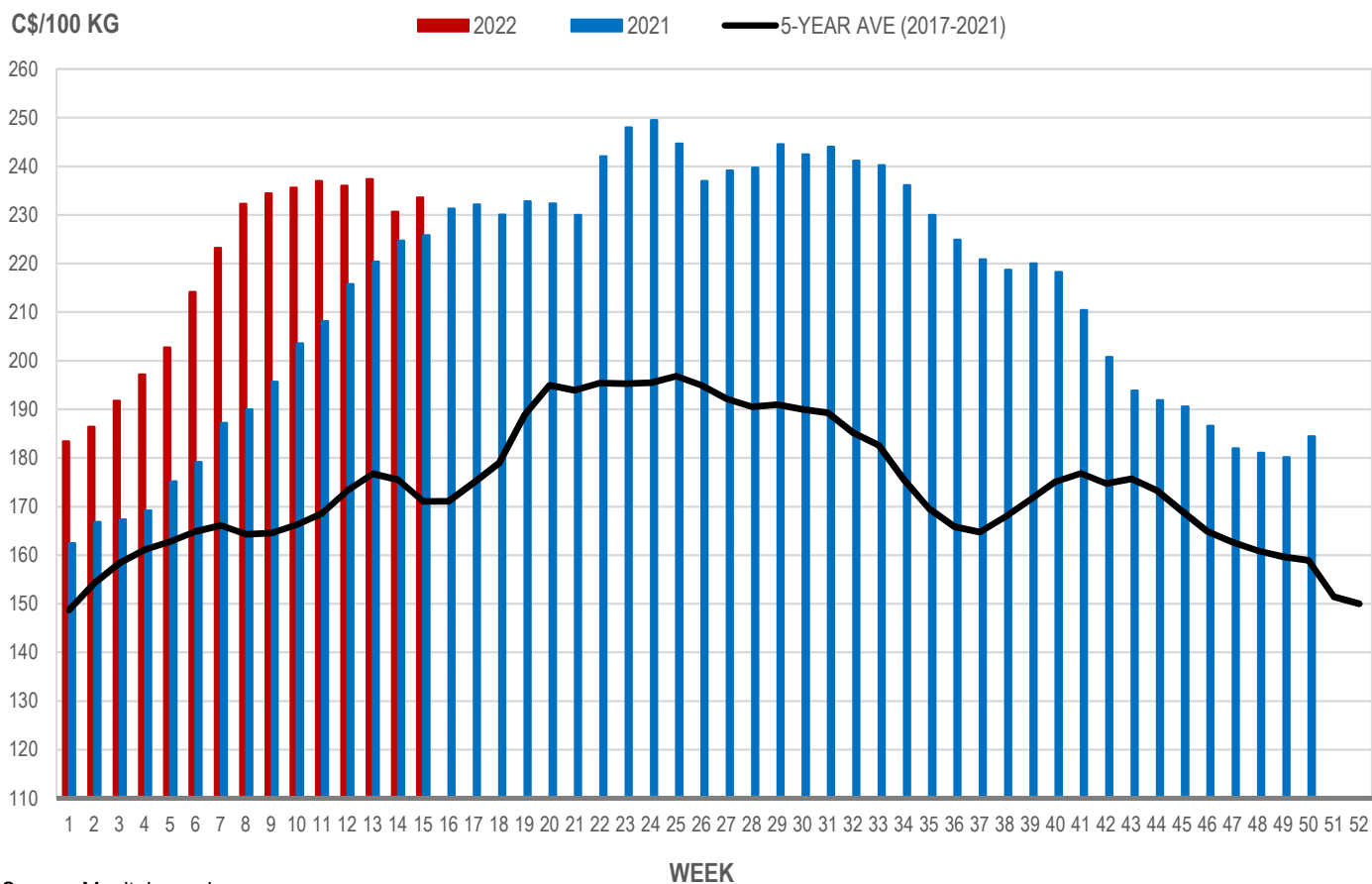
Source: Manitoba major processors.

## Index 100, C\$/100 kg

Week	Week ending date	2022	2021	Change from Previous Week	Change from Previous Year
12	2022-03-25	236.00	215.77	-0.4%	9.4%
13	2022-04-01	237.34	220.38	0.6%	7.7%
14	2022-04-08	230.66	224.72	-2.8%	2.6%
15	2022-04-15	233.55	225.83	1.3%	3.4%
<b>Four week average</b>		<b>234.39</b>	<b>221.68</b>	<b>-</b>	<b>5.7%</b>

Source: Manitoba major processors.

## MANITOBA WEIGHTED AVERAGE INDEX 100 HOG PRICES WEEKLY



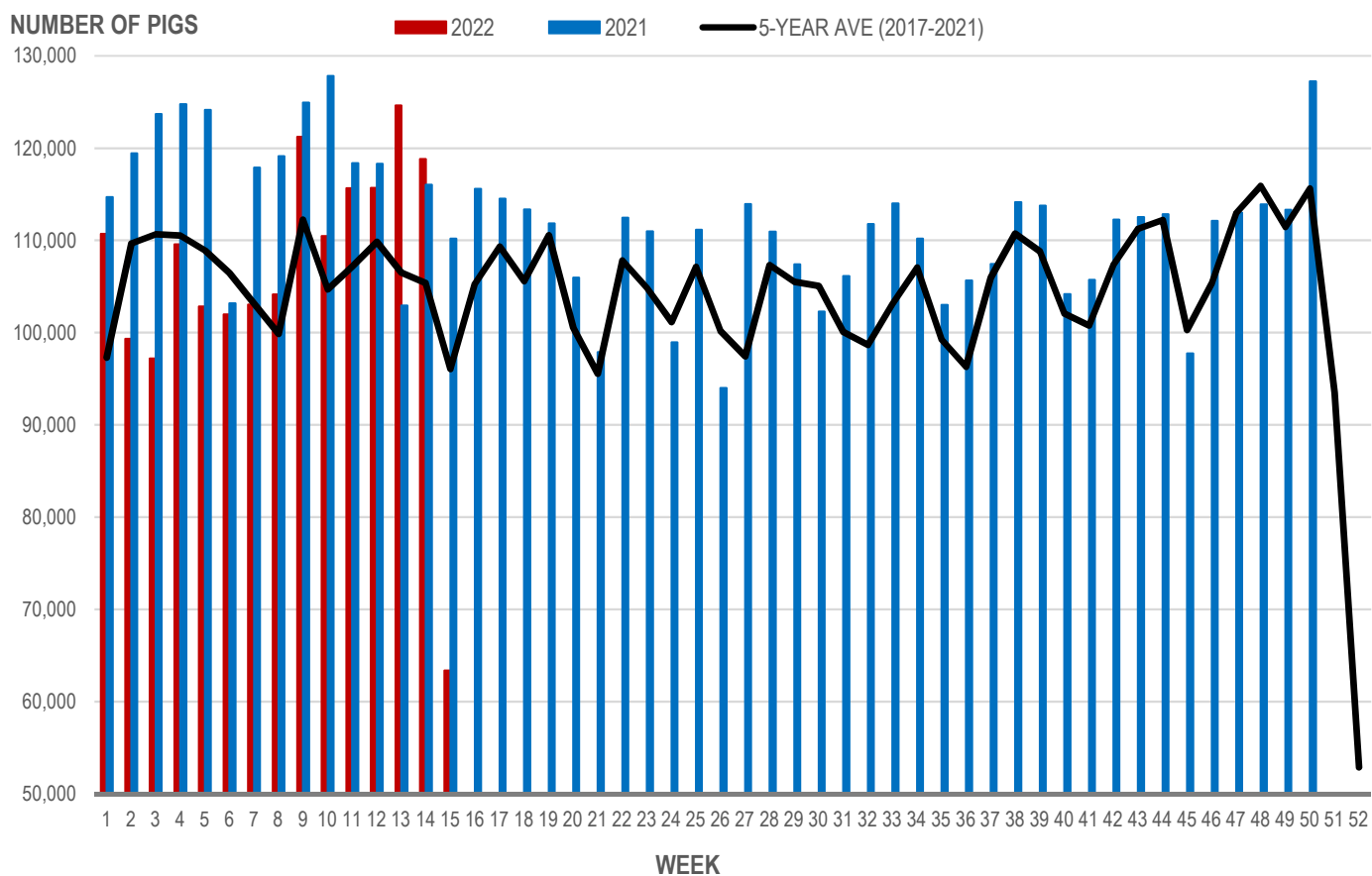
Source: Manitoba major processors

## Number of Pigs Processed by Major Processors

Week	Week ending date	2022	2021	Change from Previous Week	Change from Previous Year
12	2022-03-25	115,705	118,292	0.0%	-2.2%
13	2022-04-01	124,626	102,937	7.7%	21.1%
14	2022-04-08	118,822	116,037	-4.7%	2.4%
15	2022-04-15	63,362	110,176	-46.7%	-42.5%
<b>Four week average</b>		<b>105,629</b>	<b>111,861</b>	<b>-</b>	<b>-5.6%</b>

Source: Manitoba major processors.

## NUMBER OF PIGS PROCESSED BY MAJOR PROCESSORS WEEKLY



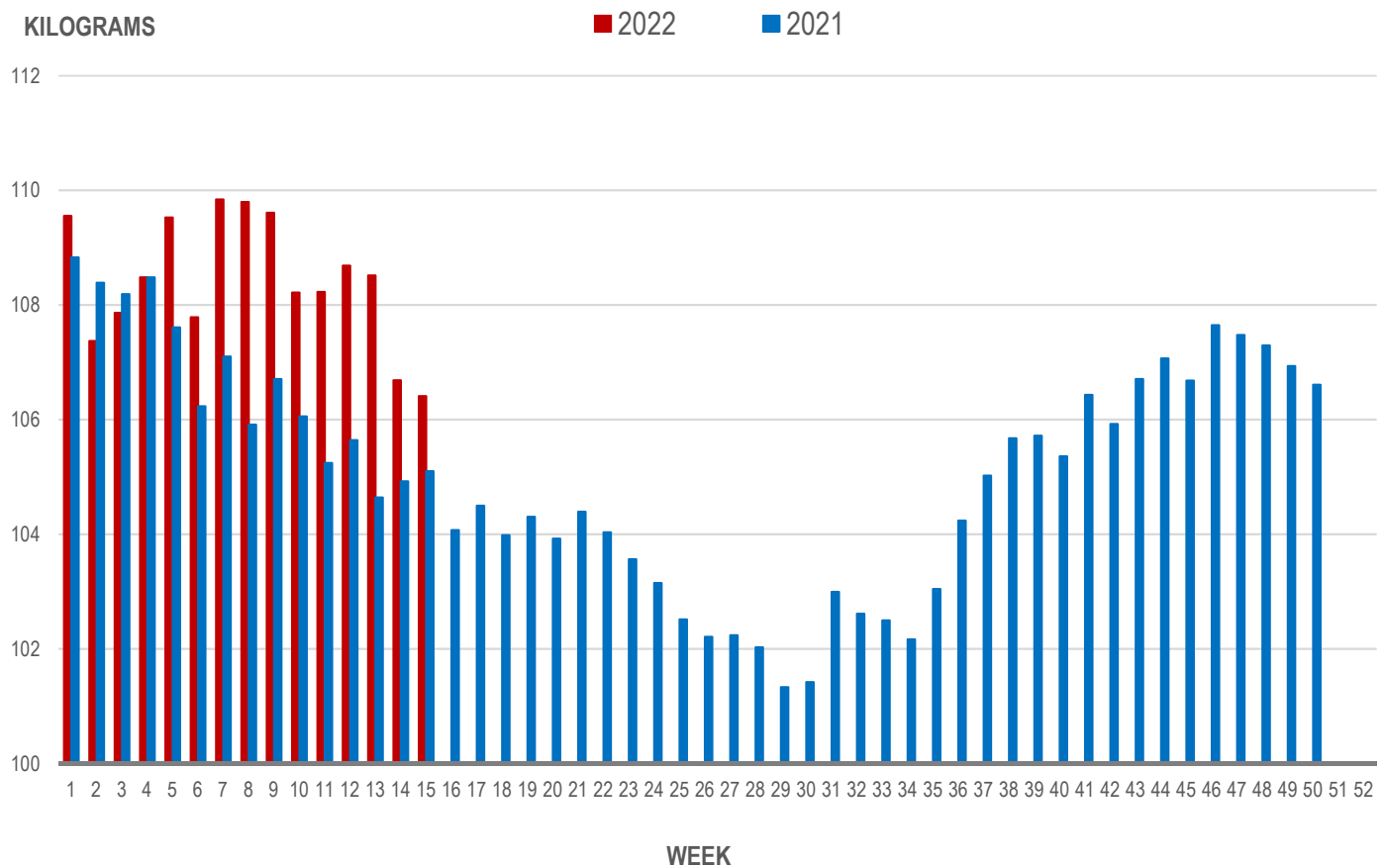
Source: Manitoba major processors

## Average Weight of Hogs Processed by Major Processors, Kg

Week	Week ending date	2022	2021	Change from Previous Week	Change from Previous Year
12	2022-03-25	108.69	105.64	0.4%	2.9%
13	2022-04-01	108.51	104.64	-0.2%	3.7%
14	2022-04-08	106.69	104.92	-1.7%	1.7%
15	2022-04-15	106.41	105.10	-0.3%	1.2%
<b>Four week average</b>		<b>107.57</b>	<b>105.08</b>	<b>-</b>	<b>2.4%</b>

Source: Manitoba major processors.

## AVERAGE WEIGHT OF HOGS PROCESSED BY MAJOR PROCESSORS WEEKLY



Source: Manitoba major processors

**CME FUTURES PRICES, US\$/lb, Thursday settle price on account of Good Friday**

	<b>LEAN HOG</b>	<b>Change *</b>	<b>PORK CUTOUT</b>	<b>Change *</b>
Apr 2022	99.88	0.85	106.40	1.15
May 2022	112.75	4.33	119.48	4.55
Jun 2022	118.48	3.90	125.08	3.45
July 2022	119.43	3.52	126.05	3.72
Aug 2022	117.75	2.95	125.53	2.55
Oct 2022	98.78	0.20	110.53	0.43
Dec 2022	89.00	-0.42	101.03	-0.25
Feb 2023	91.65	-0.07	102.13	-0.25
Apr 2023	95.20	0.53	102.28	-0.25
May 2023	98.83	0.53	103.23	-0.25
Jun 2023	102.45	0.65	109.60	-0.25
Jul 2023	102.50	0.85	108.35	-0.25

Source: CME

\* Price change from previous week, US\$

**MAPLE LEAF Sig #4 - Contract Prices Top of Range**

	<b>Sig #4 Price C\$/100 kg</b>	<b>Change *</b>
May 2022	223.60	-10.29
June 2022	246.65	4.70
July 2022	250.62	5.82
Aug 2022	251.98	5.82
Sep 2022	216.98	0.09
Oct 2022	211.87	-0.08
Nov 2022	203.30	-0.47
Dec 2022	194.13	-0.46
Jan 2022	193.26	NA

Source: HAMs Marketing

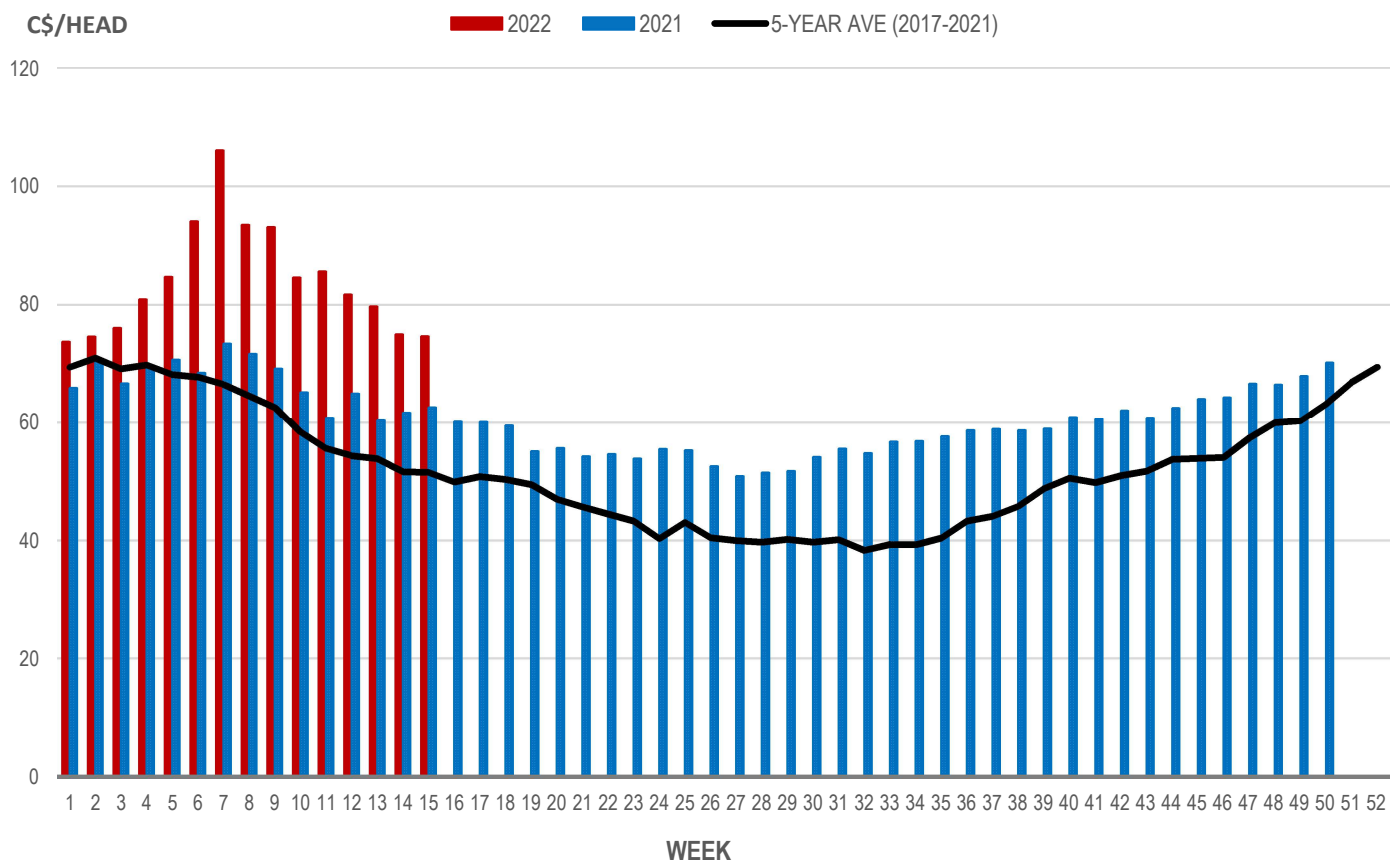
\* Price change from previous week, C\$

## Weaning Pigs (U.S. Total Composite Weighted Average Price per Head)

	Formula and Cash Low, US\$/Head	Formula and Cash High, US\$/Head	Wtd Avg Price, US\$/Head	Wtd Avg Price, C\$/Head
Early Weaned (10-12 lb)	45.00	82.99	59.26	74.67
Feeder Pigs (40 lb)	82.00	118.00	105.01	132.32

Source: USDA, AMS

## EARLY WEANED PIGS (U.S. TOTAL COMPOSITE WEIGHTED AVERAGE PRICE PER HEAD) WEEKLY



Source: USDA, AMS

### Contact us

Go to [manitoba.ca/agriculture](http://manitoba.ca/agriculture) and click on Markets and Statistics

Email us at [industryintelligence@gov.mb.ca](mailto:industryintelligence@gov.mb.ca)

Follow us on Twitter @MBGovAg