

MANITOBA MARKETS

Hog Prices



June 14, 2022

For definitions of how data is collected and calculated, please see

[MANITOBA MARKETS DEFINITIONS AND METHODOLOGIES](#)

Exchange rates (Friday close)

1 US \$ = C \$1.2777

1 EURO = C \$1.3450

1 Yen = C \$0.00952

<https://www.bankofcanada.ca/rates/exchange/daily-exchange-rates/>

View the interactive hog dashboards for current and historical charts:

<https://www.gov.mb.ca/agriculture/markets-and-statistics/livestock-statistics/livestock-market-prices-current.html>

Manitoba Weighted Average Carcass Prices (including premiums and discounts)

All In Weights C\$/100 kg

Week	Week ending date	2022	2021	Change from Previous Week	Change from Previous Year
20	2022-05-20	252.37	245.72	-1.1%	2.7%
21	2022-05-27	256.18	241.42	1.5%	6.1%
22	2022-06-03	257.42	254.71	0.5%	1.1%
23	2022-06-10	260.21	260.83	1.1%	-0.2%
Four week average		256.54	250.67	-	2.3%

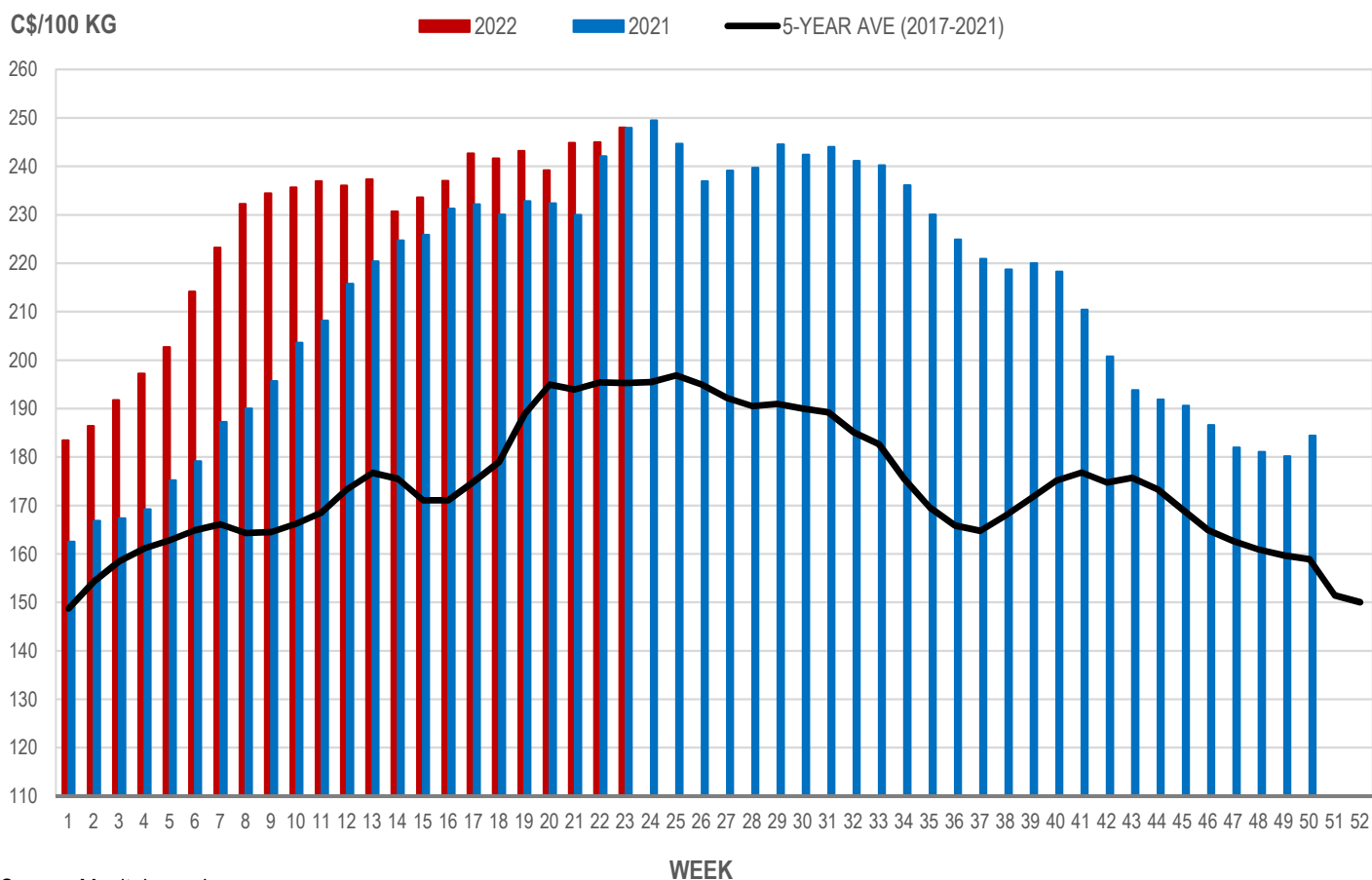
Source: Manitoba major processors.

Index 100, C\$/100 kg

Week	Week ending date	2022	2021	Change from Previous Week	Change from Previous Year
20	2022-05-20	239.17	232.36	-1.6%	2.9%
21	2022-05-27	244.85	229.97	2.4%	6.5%
22	2022-06-03	245.00	242.08	0.1%	1.2%
23	2022-06-10	248.02	247.96	1.2%	0.0%
Four week average		244.26	238.09	-	2.6%

Source: Manitoba major processors.

MANITOBA WEIGHTED AVERAGE INDEX 100 HOG PRICES WEEKLY



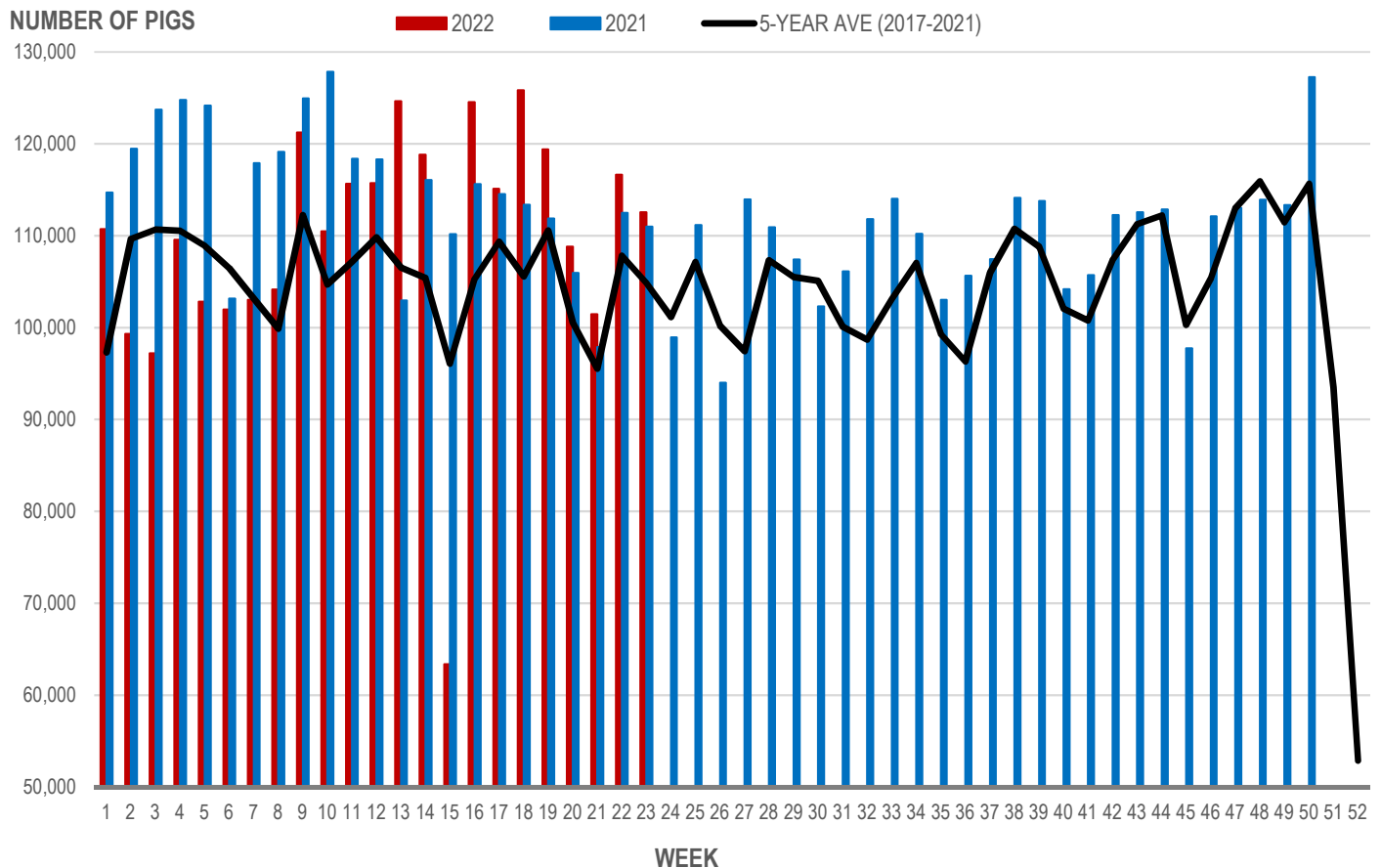
Source: Manitoba major processors

Number of Pigs Processed by Major Processors

Week	Week ending date	2022	2021	Change from Previous Week	Change from Previous Year
20	2022-05-20	108,796	105,960	-8.9%	2.7%
21	2022-05-27	101,451	97,873	-6.8%	3.7%
22	2022-06-03	116,635	112,465	15.0%	3.7%
23	2022-06-10	112,543	110,976	-3.5%	1.4%
Four week average		109,856	106,819	-	2.8%

Source: Manitoba major processors.

NUMBER OF PIGS PROCESSED BY MAJOR PROCESSORS WEEKLY



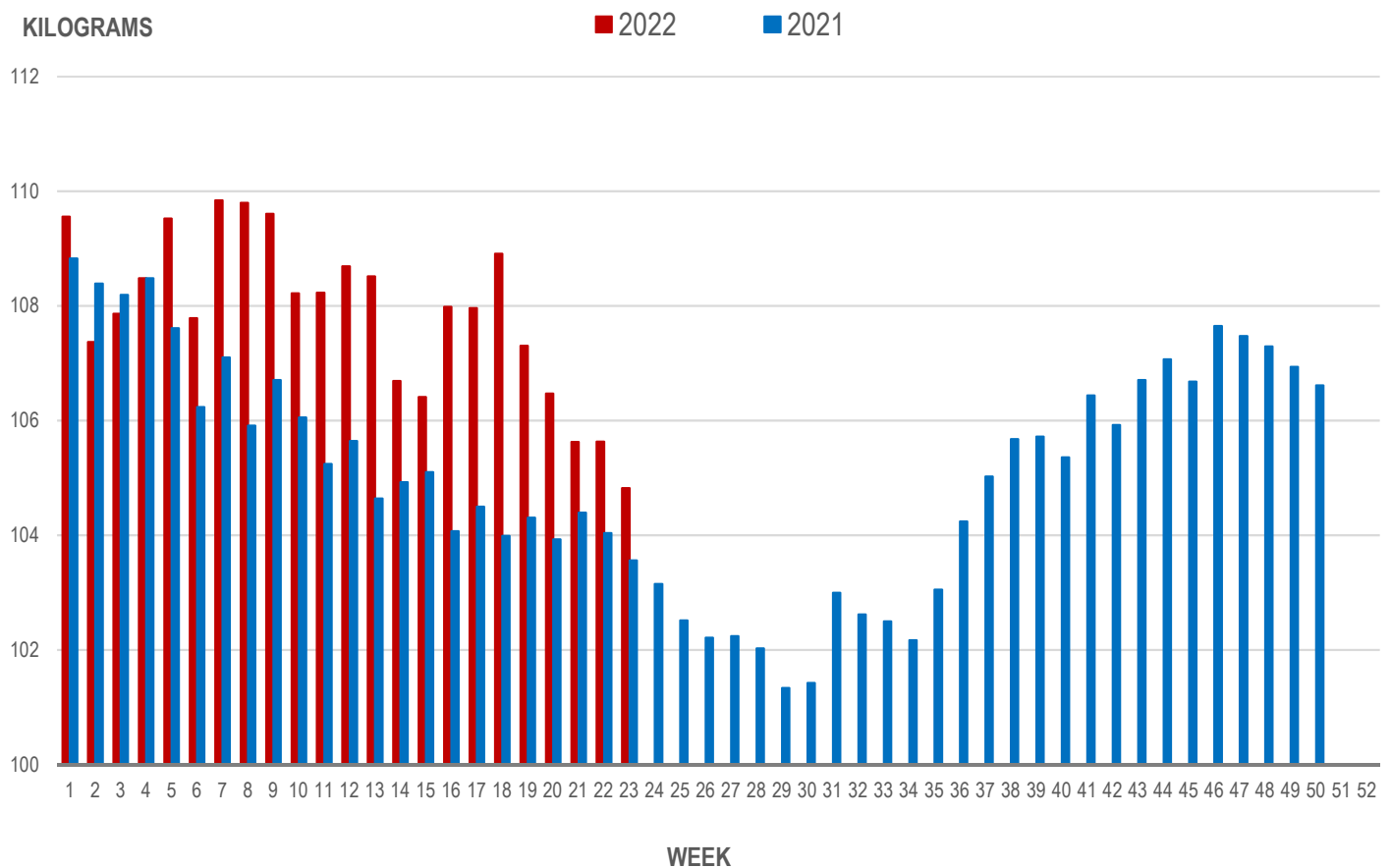
Source: Manitoba major processors

Average Weight of Hogs Processed by Major Processors, Kg

Week	Week ending date	2022	2021	Change from Previous Week	Change from Previous Year
20	2022-05-20	106.47	103.93	-0.8%	2.5%
21	2022-05-27	105.62	104.39	-0.8%	1.2%
22	2022-06-03	105.63	104.04	0.0%	1.5%
23	2022-06-10	104.82	103.56	-0.8%	1.2%
Four week average		105.64	103.98	-	1.6%

Source: Manitoba major processors.

AVERAGE WEIGHT OF HOGS PROCESSED BY MAJOR PROCESSORS WEEKLY



Source: Manitoba major processors

CME FUTURES PRICES, US\$/lb, Friday settle price

	LEAN HOG	Change *	PORK CUTOUT	Change *
Jun 2022	107.80	-2.40	108.90	-5.10
July 2022	105.48	-5.28	111.28	-4.80
Aug 2022	103.75	-4.30	110.15	-5.25
Oct 2022	92.58	-1.38	104.25	-0.90
Dec 2022	86.58	-0.38	97.90	-0.10
Feb 2023	90.48	0.05	99.60	-0.35
Apr 2023	93.75	0.13	101.58	-0.35
May 2023	96.95	0.20	104.10	-0.35
Jun 2023	101.90	0.10	110.80	-0.35
Jul 2023	101.93	0.17	109.55	-0.35
Aug 2023	99.83	0.42	109.03	-0.35
Oct 2023	87.20	0.63	99.83	-0.35

Source: CME

* Price change from previous week, US\$

MAPLE LEAF Sig #4 - Contract Prices Top of Range

	Sig #4 Price C\$/100 kg	Change *
July 2022	227.53	-9.79
Aug 2022	227.05	-7.52
Sep 2022	206.89	-0.04
Oct 2022	201.74	-0.08
Nov 2022	199.69	2.25
Dec 2022	190.82	1.19
Jan 2023	192.91	2.69
Feb 2023	200.18	2.82
Mar 2023	200.02	NA

Source: HAMs Marketing

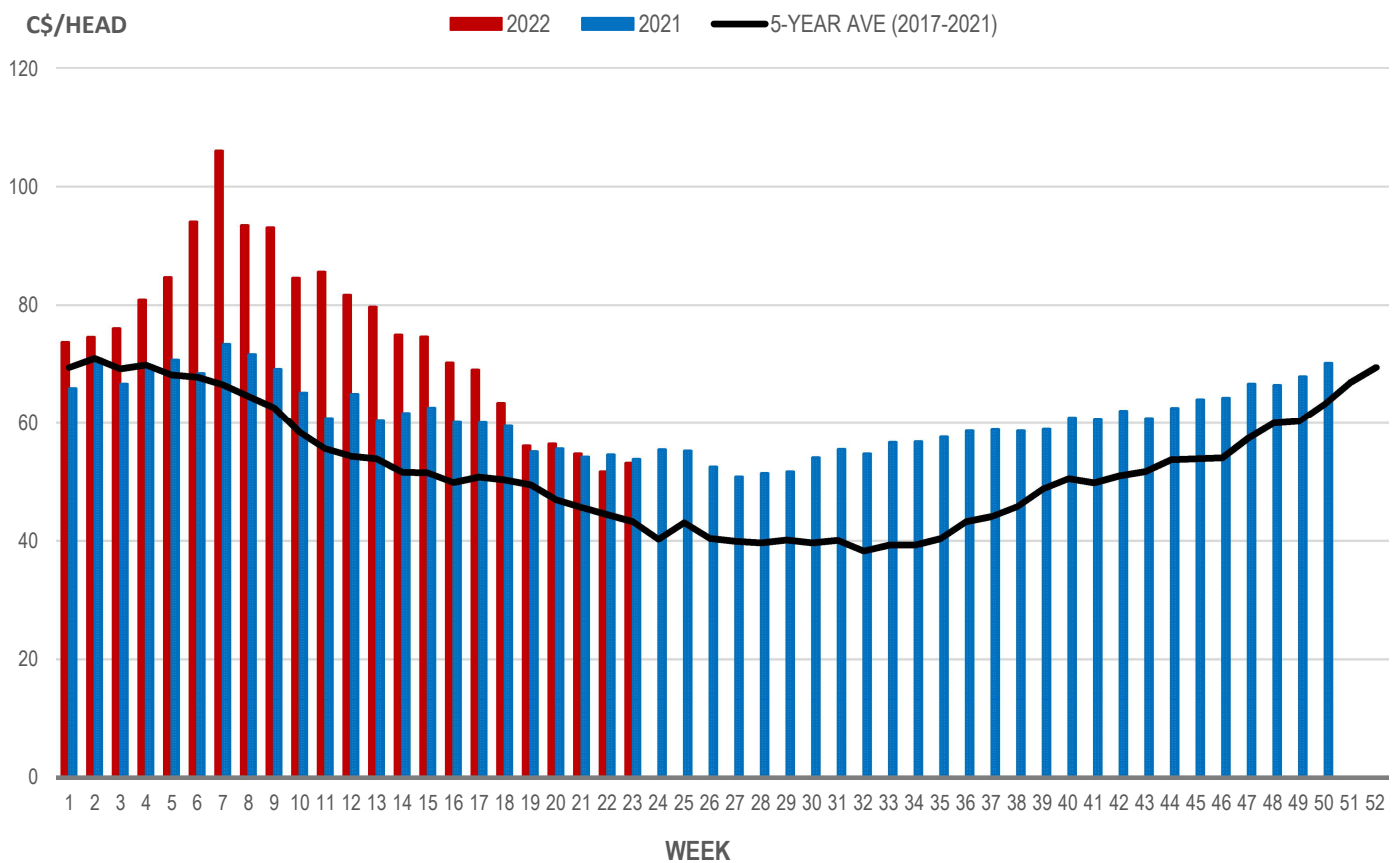
* Price change from previous week, C\$

Weaning Pigs (U.S. Total Composite Weighted Average Price per Head)

	Formula and Cash Low, US\$/Head	Formula and Cash High, US\$/Head	Wtd Avg Price, US\$/Head	Wtd Avg Price, C\$/Head
Early Weaned (10-12 lb)	23.00	52.50	41.65	53.22
Feeder Pigs (40 lb)	61.00	76.00	67.67	86.46

Source: USDA, AMS

EARLY WEANED PIGS (U.S. TOTAL COMPOSITE WEIGHTED AVERAGE PRICE PER HEAD) WEEKLY



Source: USDA, AMS

Contact us

Go to manitoba.ca/agriculture and click on Markets and Statistics

Email us at industryintelligence@gov.mb.ca

Follow us on Twitter @MBGovAg