

MANITOBA MARKETS

Hog Prices



October 25, 2022

For definitions of how data is collected and calculated, please see

[MANITOBA MARKETS DEFINITIONS AND METHODOLOGIES](#)

Exchange rates (Friday close)

1 US \$ = C \$1.3713

1 EURO = C \$1.3455

1 Yen = C \$0.00920

<https://www.bankofcanada.ca/rates/exchange/daily-exchange-rates/>

View the interactive hog dashboards for current and historical charts:

<https://www.gov.mb.ca/agriculture/markets-and-statistics/livestock-statistics/livestock-market-prices-current.html>

Manitoba Weighted Average Carcass Prices (including premiums and discounts)

All In Weights C\$/100 kg

Week	Week ending date	2022	2021	Change from Previous Week	Change from Previous Year
39	2022-09-30	254.49	231.49	-0.3%	9.9%
40	2022-10-07	251.46	230.33	-1.2%	9.2%
41	2022-10-14	242.90	220.30	-3.4%	10.3%
42	2022-10-21	248.56	211.03	2.3%	17.8%
Four week average		249.35	223.29	-	11.7%

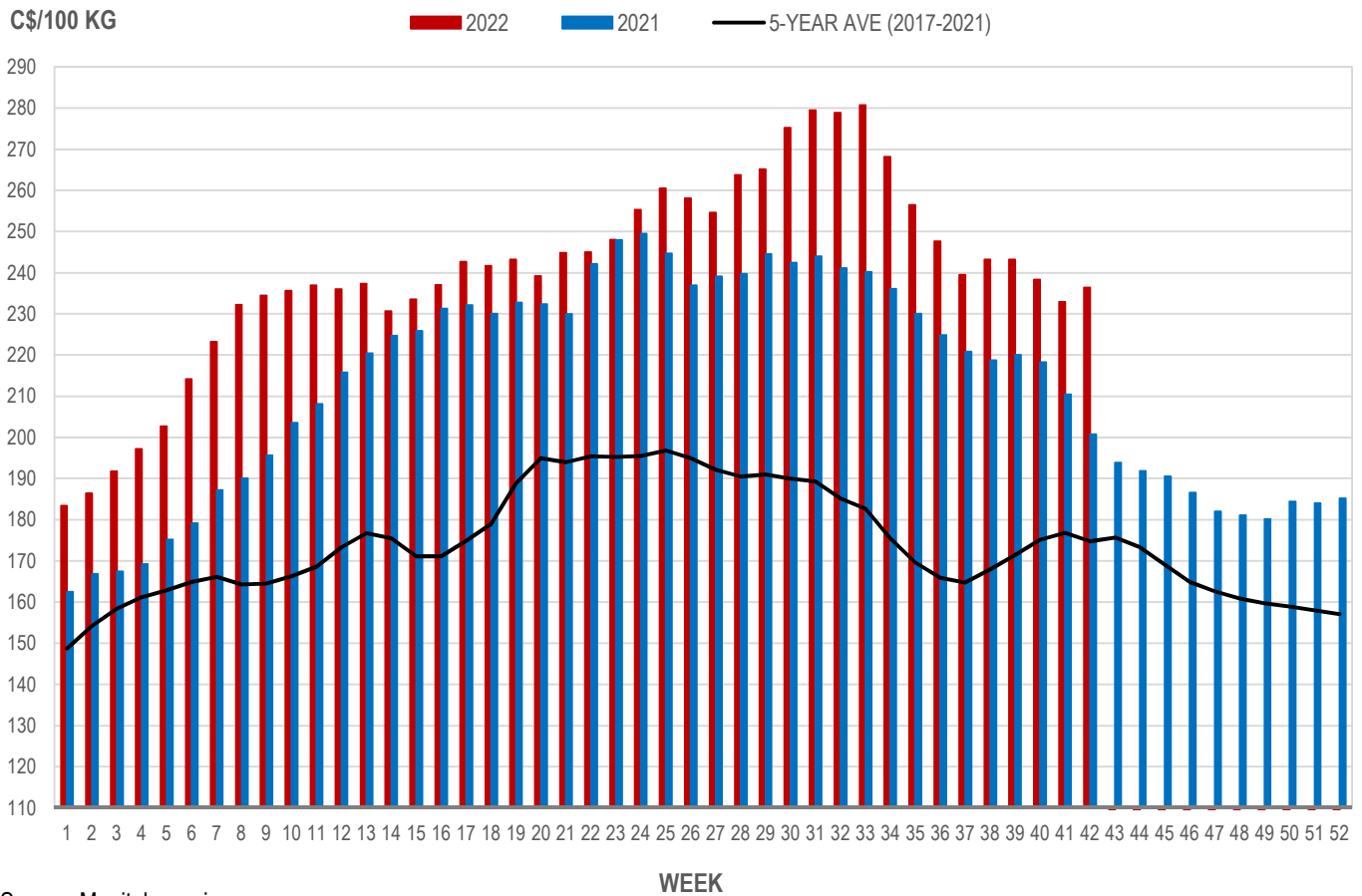
Source: Manitoba major processors.

Index 100, C\$/100 kg

Week	Week ending date	2022	2021	Change from Previous Week	Change from Previous Year
39	2022-09-30	243.17	220.01	0.0%	10.5%
40	2022-10-07	238.28	218.23	-2.0%	9.2%
41	2022-10-14	232.93	210.43	-2.2%	10.7%
42	2022-10-21	236.43	200.75	1.5%	17.8%
Four week average		237.70	212.35	-	11.9%

Source: Manitoba major processors.

MANITOBA WEIGHTED AVERAGE INDEX 100 HOG PRICES WEEKLY



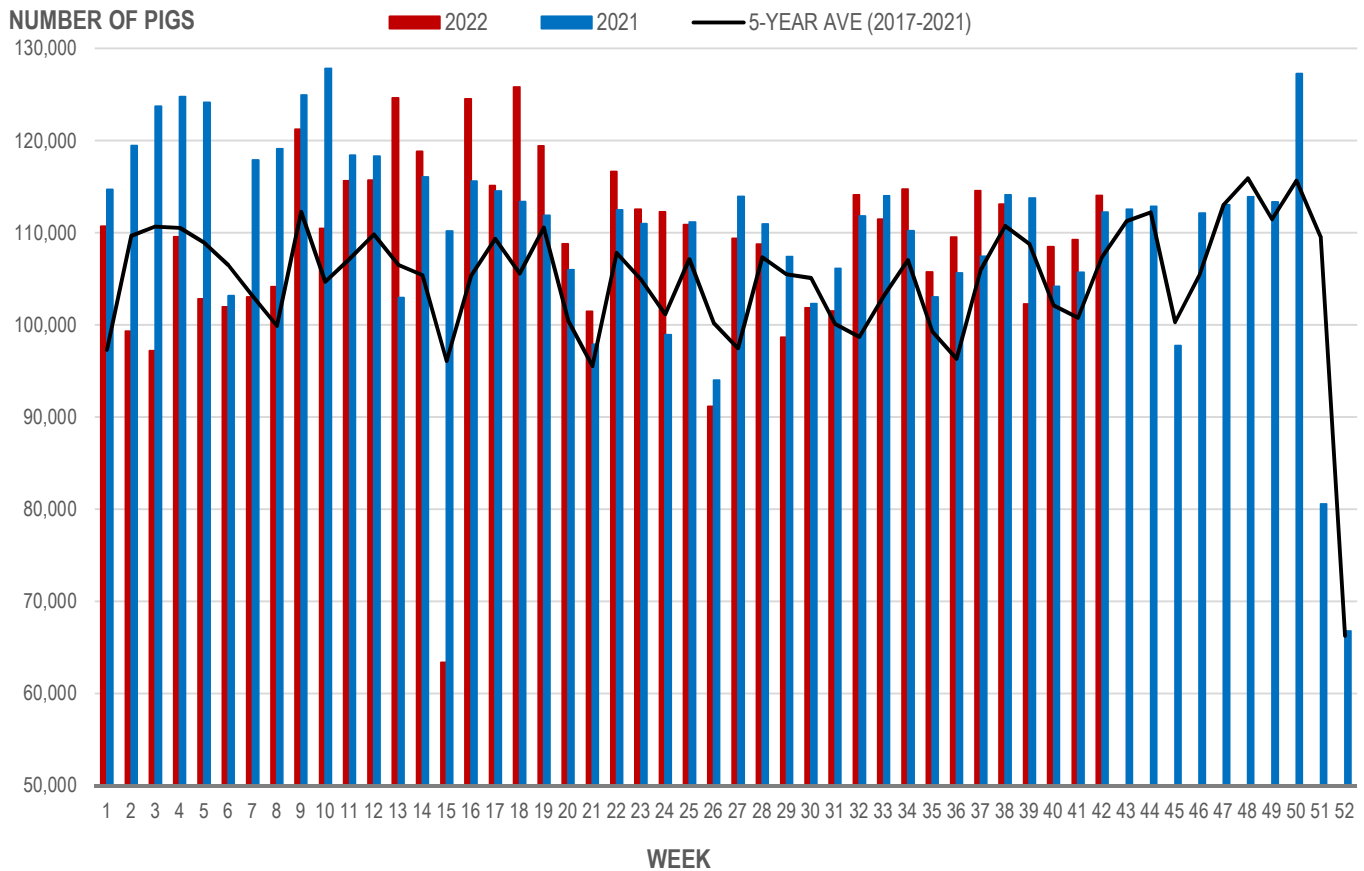
Source: Manitoba major processors

Number of Pigs Processed by Major Processors

Week	Week ending date	2022	2021	Change from Previous Week	Change from Previous Year
39	2022-09-30	102,279	113,766	-9.6%	-10.1%
40	2022-10-07	108,473	104,159	6.1%	4.1%
41	2022-10-14	109,245	105,716	0.7%	3.3%
42	2022-10-21	114,027	112,236	4.4%	1.6%
Four week average		108,506	108,969	-	-0.4%

Source: Manitoba major processors.

NUMBER OF PIGS PROCESSED BY MAJOR PROCESSORS WEEKLY



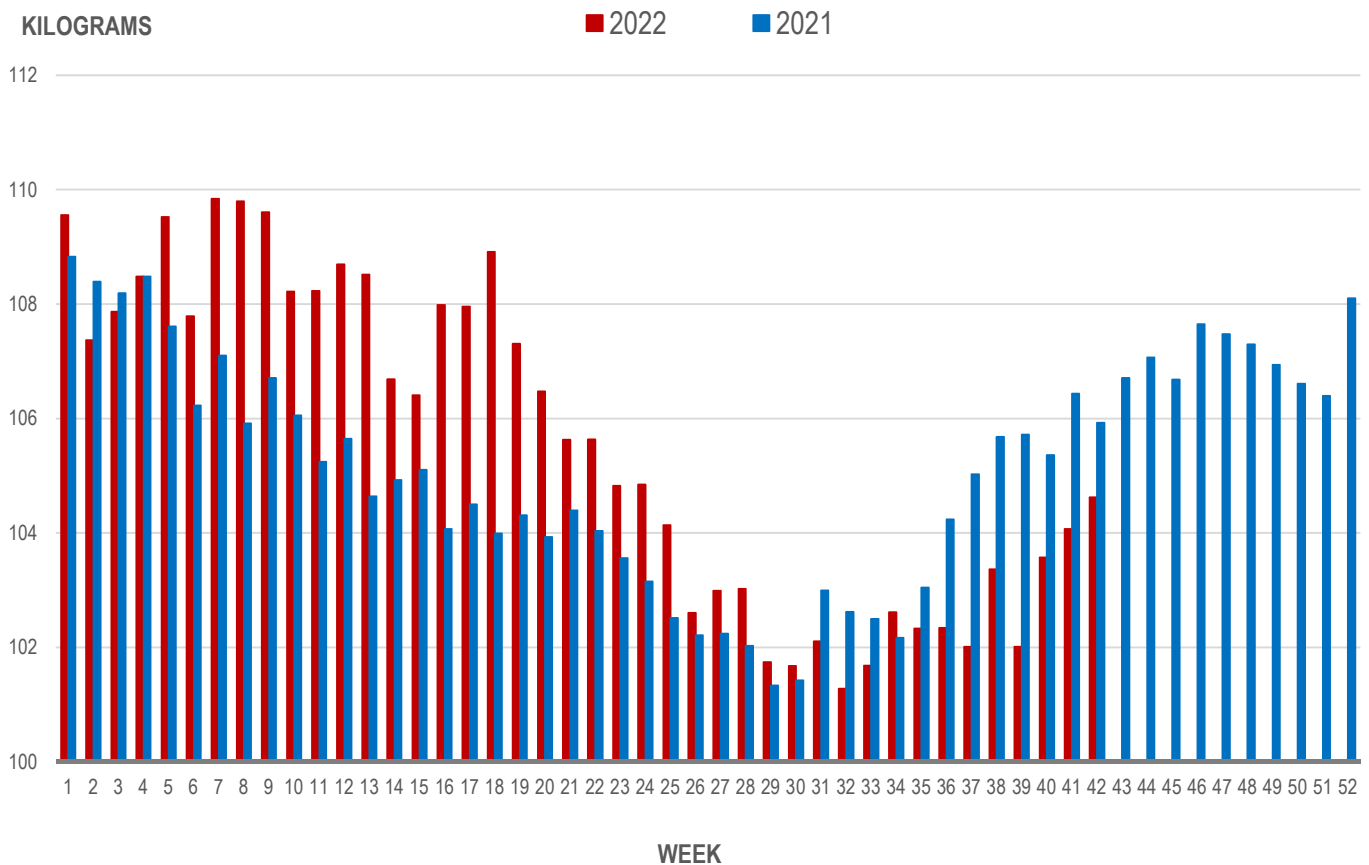
Source: Manitoba major processors

Average Weight of Hogs Processed by Major Processors, Kg

Week	Week ending date	2022	2021	Change from Previous Week	Change from Previous Year
39	2022-09-30	102.01	105.72	-1.3%	-3.5%
40	2022-10-07	103.57	105.36	1.5%	-1.7%
41	2022-10-14	104.07	106.44	0.5%	-2.2%
42	2022-10-21	104.62	105.92	0.5%	-1.2%
Four week average		103.57	105.86	-	-2.2%

Source: Manitoba major processors.

AVERAGE WEIGHT OF HOGS PROCESSED BY MAJOR PROCESSORS WEEKLY



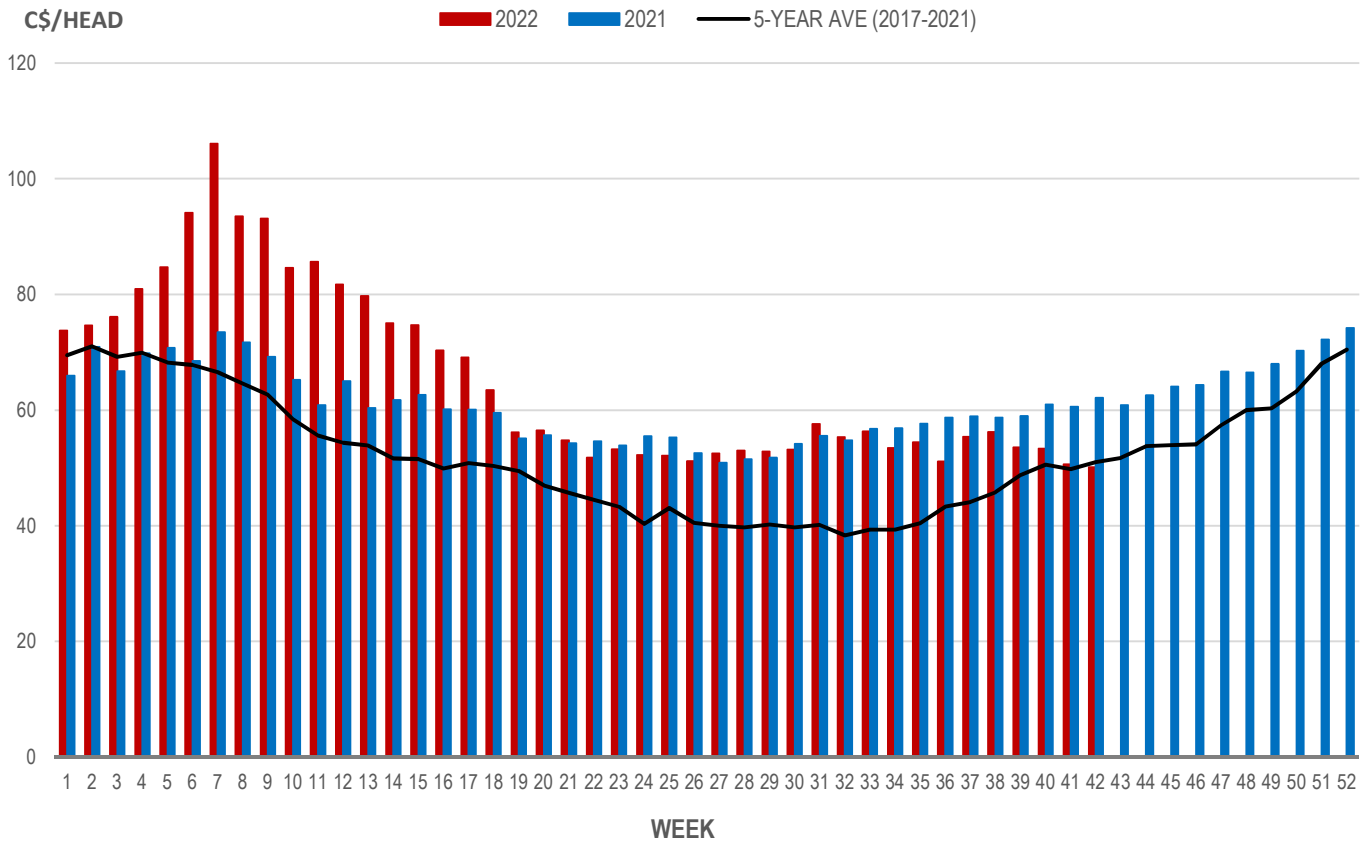
Source: Manitoba major processors

Weaning Pigs (U.S. Total Composite Weighted Average Price per Head)

	Formula and Cash Low, US\$/Head	Formula and Cash High, US\$/Head	Wtd Avg Price, US\$/Head	Wtd Avg Price, C\$/Head
Early Weaned (10-12 lb)	20.00	49.97	36.54	50.11
Feeder Pigs (40 lb)	44.00	56.00	51.38	70.46

Source: USDA, AMS

EARLY WEANED PIGS (U.S. TOTAL COMPOSITE WEIGHTED AVERAGE PRICE PER HEAD) WEEKLY



Source: USDA, AMS

Contact us

Go to manitoba.ca/agriculture and click on Markets and Statistics
 Email us at industryintelligence@gov.mb.ca
 Follow us on Twitter @MBGovAg