

Hog Prices



December 13, 2022

For definitions of how data is collected and calculated, please see

[MANITOBA MARKETS DEFINITIONS AND METHODOLOGIES](#)

Exchange rates (Friday close)

1 US \$ = C \$1.3630

1 EURO = C \$1.4370

1 Yen = C \$0.00999

<https://www.bankofcanada.ca/rates/exchange/daily-exchange-rates/>

View the interactive hog dashboards for current and historical charts:

<https://www.gov.mb.ca/agriculture/markets-and-statistics/livestock-statistics/livestock-market-prices-current.html>

Manitoba Weighted Average Carcass Prices (including premiums and discounts)

All In Weights C\$/100 kg

Week	Week ending date	2022	2021	Change from Previous Week	Change from Previous Year
46	2022-11-18	227.31	195.93	-5.3%	16.0%
47	2022-11-25	233.44	190.90	2.7%	22.3%
48	2022-12-02	227.57	189.98	-2.5%	19.8%
49	2022-12-09	228.19	189.04	0.3%	20.7%
Four week average		229.13	191.46	-	19.7%

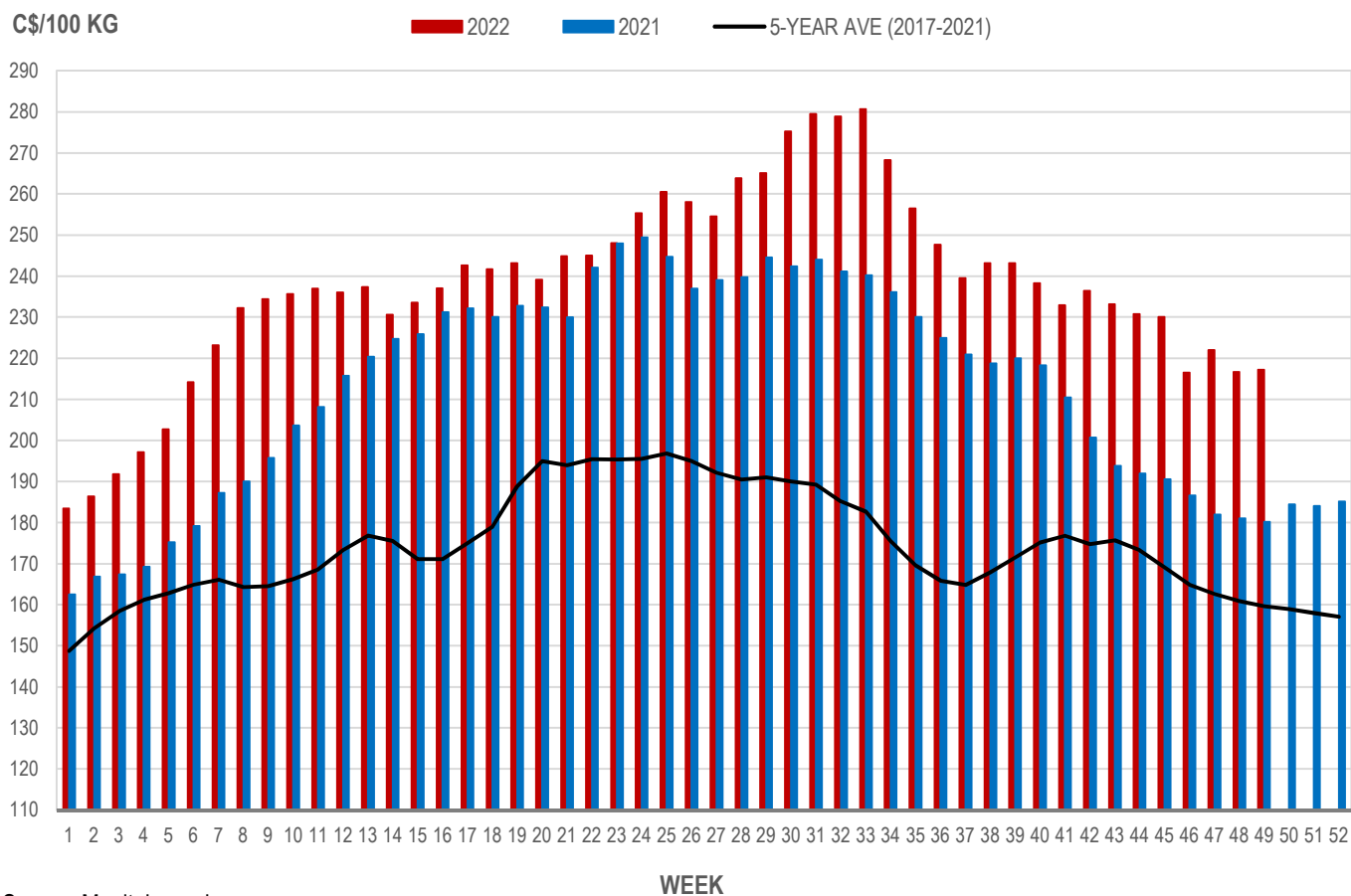
Source: Manitoba major processors.

Index 100, C\$/100 kg

Week	Week ending date	2022	2021	Change from Previous Week	Change from Previous Year
46	2022-11-18	216.53	186.59	-5.9%	16.0%
47	2022-11-25	221.95	181.95	2.5%	22.0%
48	2022-12-02	216.69	181.08	-2.4%	19.7%
49	2022-12-09	217.17	180.14	0.2%	20.6%
Four week average		218.09	182.44	-	19.5%

Source: Manitoba major processors.

MANITOBA WEIGHTED AVERAGE INDEX 100 HOG PRICES WEEKLY



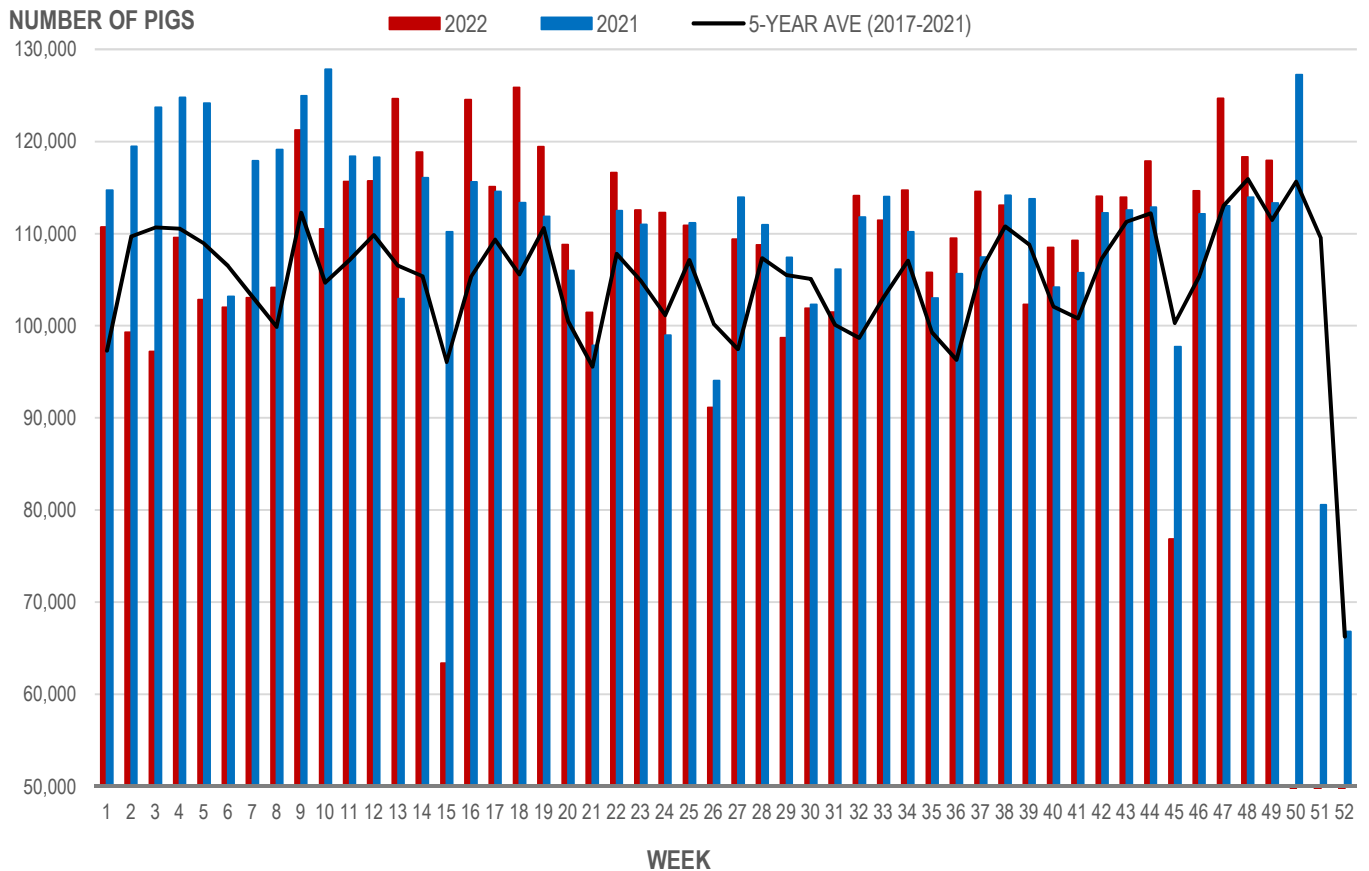
Source: Manitoba major processors

Number of Pigs Processed by Major Processors

Week	Week ending date	2022	2021	Change from Previous Week	Change from Previous Year
46	2022-11-18	114,650	112,122	49.2%	2.3%
47	2022-11-25	124,656	113,022	8.7%	10.3%
48	2022-12-02	118,335	113,918	-5.1%	3.9%
49	2022-12-09	117,915	113,321	-0.4%	4.1%
Four week average		118,889	113,096	-	5.1%

Source: Manitoba major processors.

NUMBER OF PIGS PROCESSED BY MAJOR PROCESSORS WEEKLY



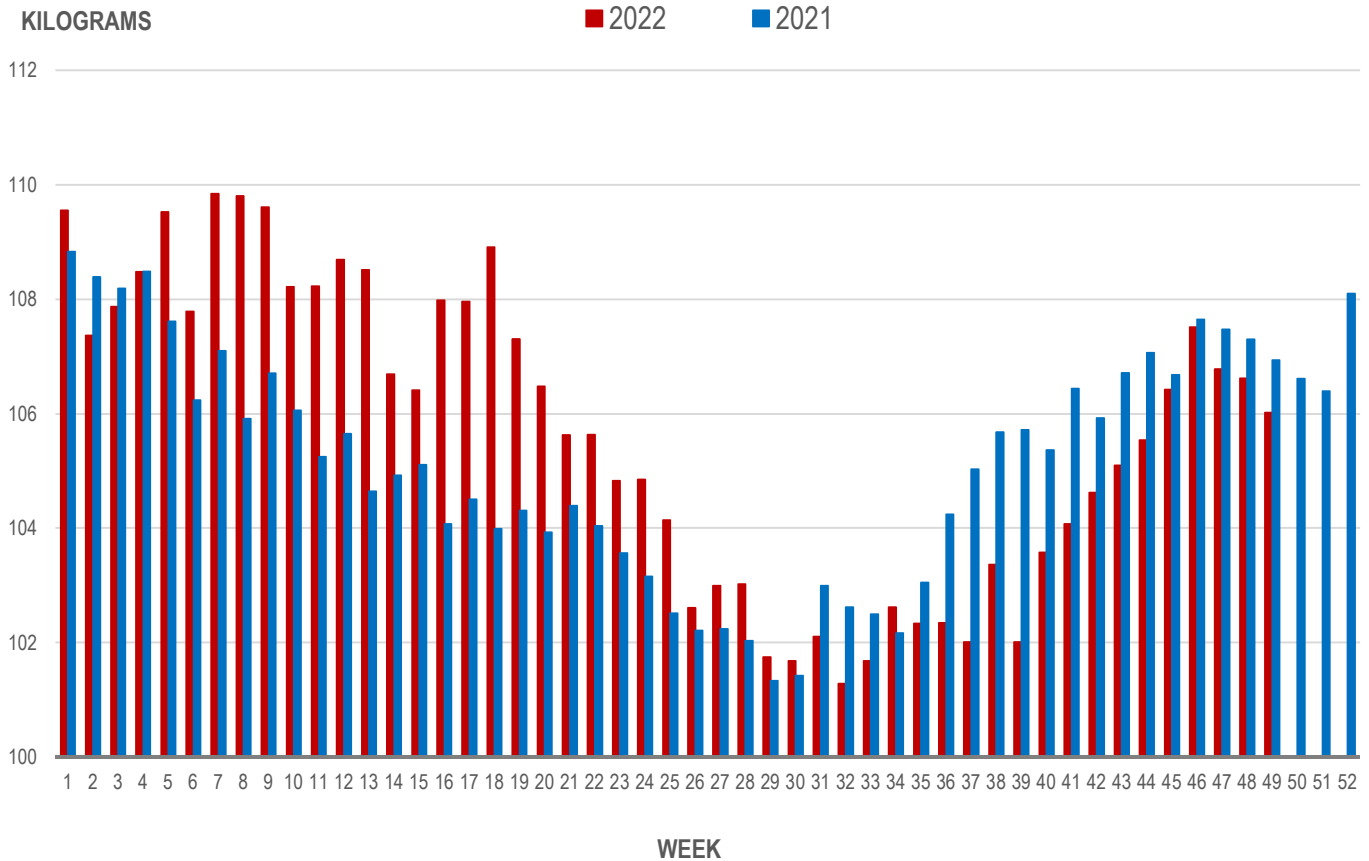
Source: Manitoba major processors

Average Weight of Hogs Processed by Major Processors, Kg

Week	Week ending date	2022	2021	Change from Previous Week	Change from Previous Year
46	2022-11-18	107.51	107.65	1.0%	-0.1%
47	2022-11-25	106.77	107.47	-0.7%	-0.7%
48	2022-12-02	106.62	107.30	-0.1%	-0.6%
49	2022-12-09	106.02	106.94	-0.6%	-0.9%
Four week average		106.73	107.34	-	-0.6%

Source: Manitoba major processors.

AVERAGE WEIGHT OF HOGS PROCESSED BY MAJOR PROCESSORS WEEKLY



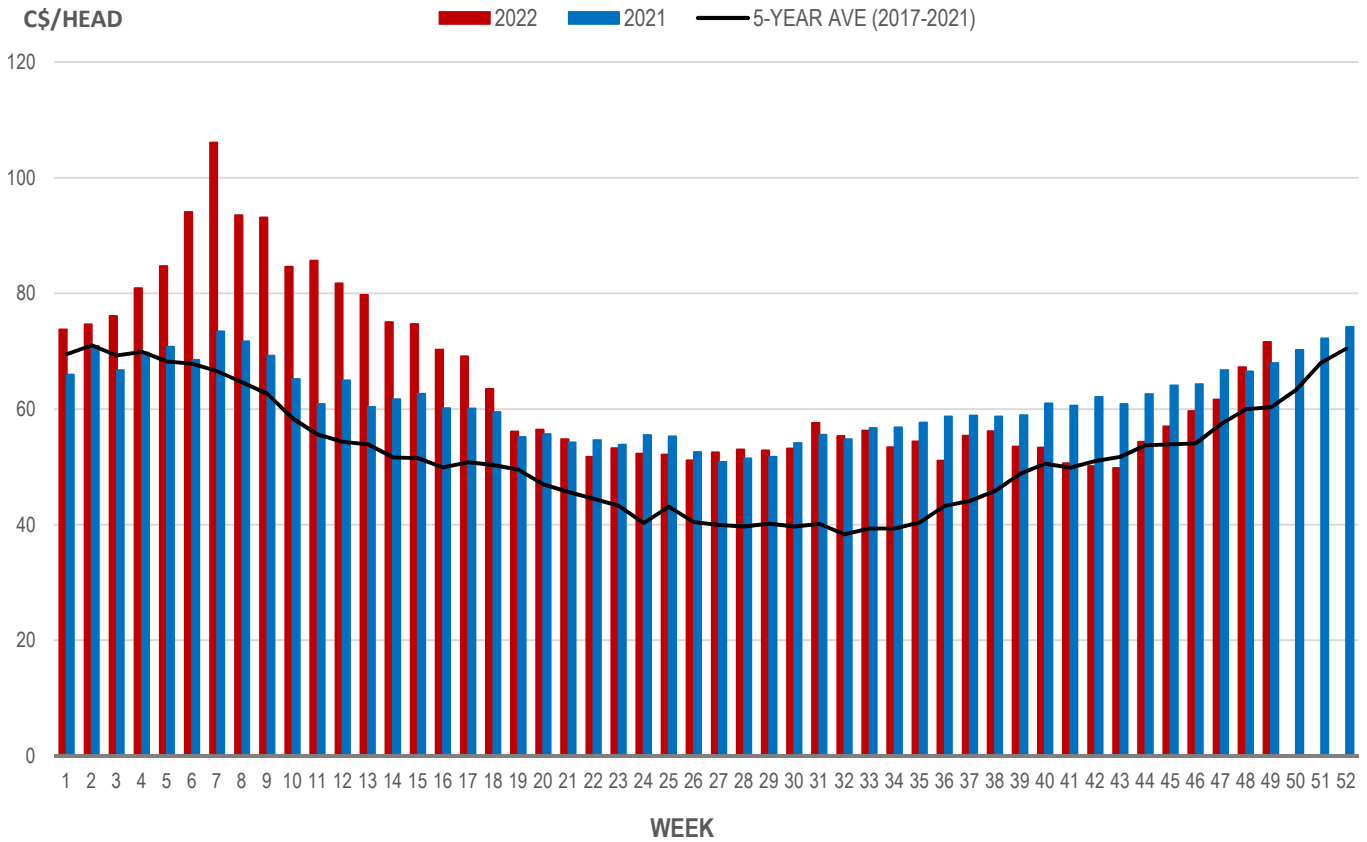
Source: Manitoba major processors

Weaning Pigs (U.S. Total Composite Weighted Average Price per Head)

	Formula and Cash Low, US\$/Head	Formula and Cash High, US\$/Head	Wtd Avg Price, US\$/Head	Wtd Avg Price, C\$/Head
Early Weaned (10-12 lb)	40.00	64.92	52.53	71.60
Feeder Pigs (40 lb)	55.00	73.00	69.42	94.62

Source: USDA, AMS

EARLY WEANED PIGS (U.S. TOTAL COMPOSITE WEIGHTED AVERAGE PRICE PER HEAD) WEEKLY



Source: USDA, AMS

Contact us

Go to manitoba.ca/agriculture and click on Markets and Statistics
 Email us at industryintelligence@gov.mb.ca
 Follow us on Twitter @MBGovAg