

MANITOBA MARKETS

Hog Prices



June 13, 2023

[Click here for definitions of how data is collected and calculated.](#)

Exchange rates (Friday close)

1 US \$ = C \$1.3341

1 EURO = C \$1.4350

1 Yen = C \$0.00957

[Data source: Bank of Canada](#)

[Click to view the interactive hog dashboards for current and historical charts.](#)

Manitoba Weighted Average Carcass Prices (including premiums and discounts)

All In Weights C\$/100 kg

Week	Week ending date	2023	2022	Change from Previous Week	Change from Previous Year
20	2023-05-19	217.25	252.37	3.6%	-13.9%
21	2023-05-26	218.57	256.18	0.6%	-14.7%
22	2023-06-02	223.04	257.42	2.0%	-13.4%
23	2023-06-09	226.53	260.21	1.6%	-12.9%
Four week average		221.35	256.54	-	-13.7%

Source: Manitoba major processors.

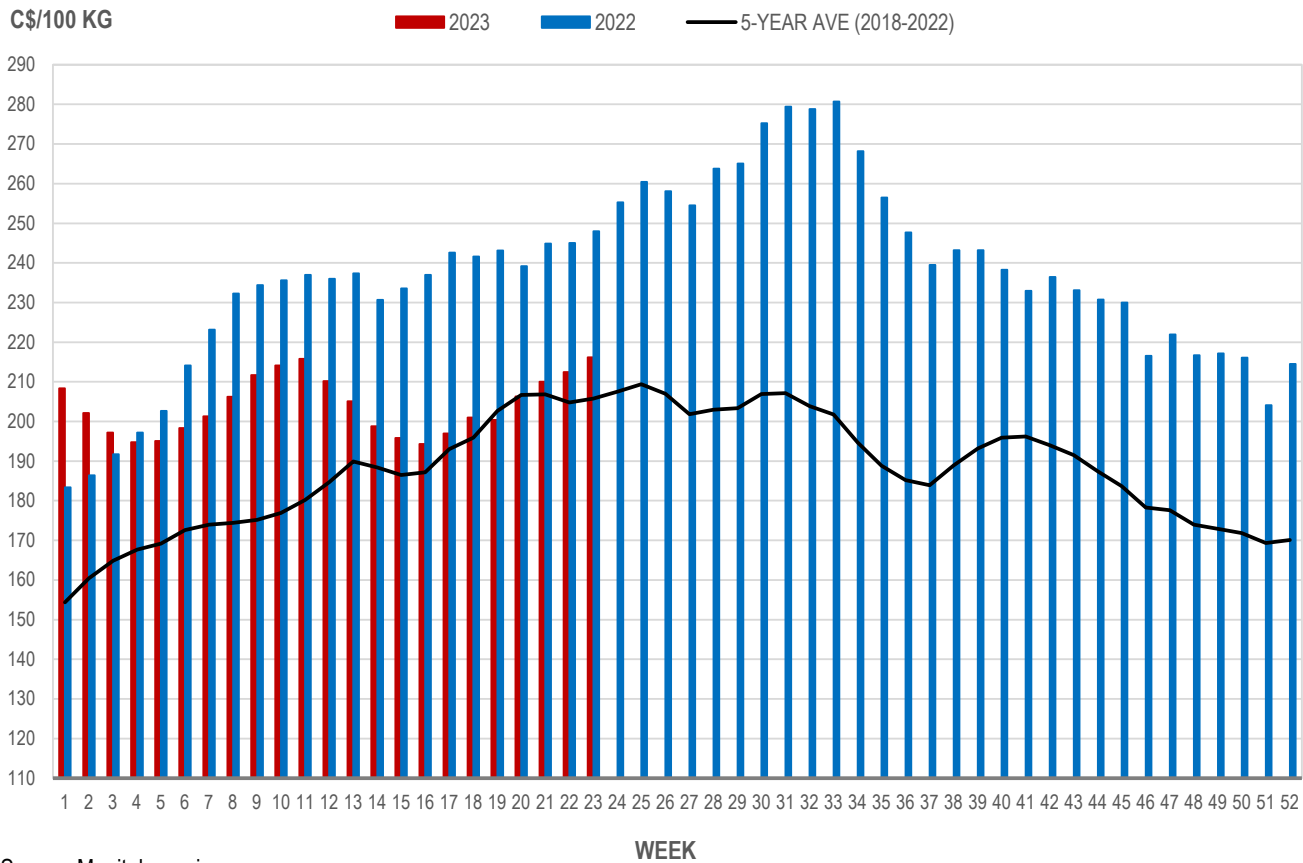


Index 100, C\$/100 kg

Week	Week ending date	2023	2022	Change from Previous Week	Change from Previous Year
20	2023-05-19	206.27	239.17	2.9%	-13.8%
21	2023-05-26	210.05	244.85	1.8%	-14.2%
22	2023-06-02	212.43	245.00	1.1%	-13.3%
23	2023-06-09	216.21	248.02	1.8%	-12.8%
Four week average		211.24	244.26	-	-13.5%

Source: Manitoba major processors.

MANITOBA WEIGHTED AVERAGE INDEX 100 HOG PRICES WEEKLY



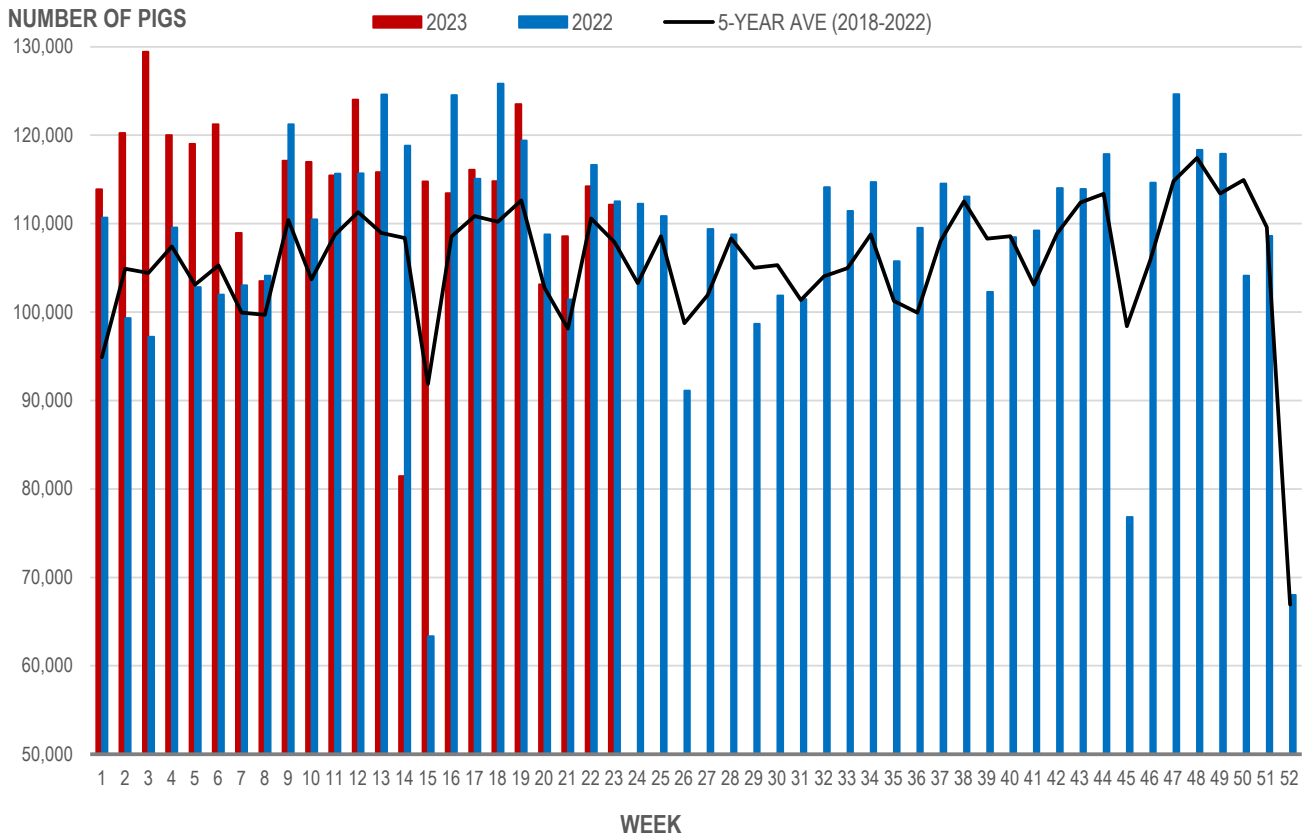
Source: Manitoba major processors

Number of Pigs Processed by Major Processors

Week	Week ending date	2023	2022	Change from Previous Week	Change from Previous Year
20	2023-05-19	103,123	108,796	-16.5%	-5.2%
21	2023-05-26	108,566	101,451	5.3%	7.0%
22	2023-06-02	114,224	116,635	5.2%	-2.1%
23	2023-06-09	112,154	112,543	-1.8%	-0.3%
Four week average		109,517	109,856	-	-0.3%

Source: Manitoba major processors.

NUMBER OF PIGS PROCESSED BY MAJOR PROCESSORS WEEKLY



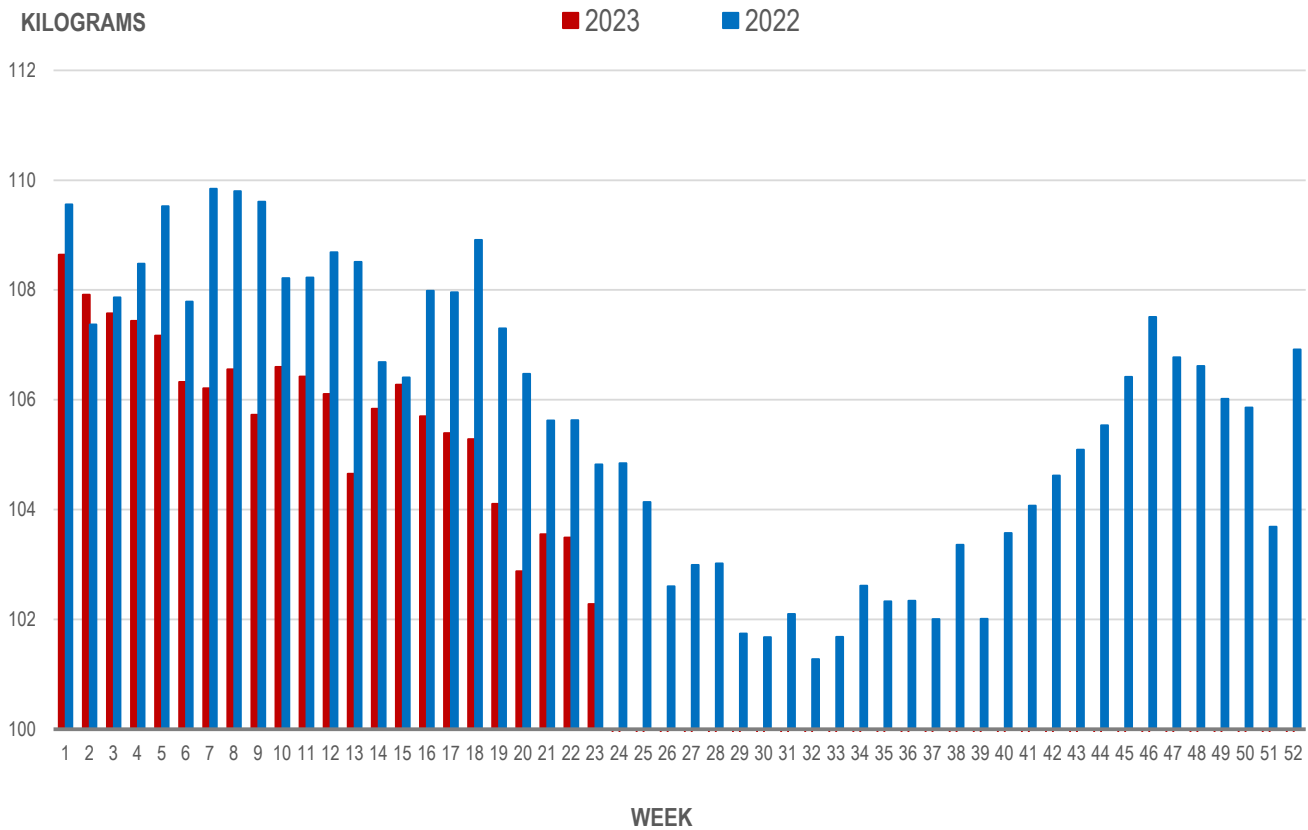
Source: Manitoba major processors

Average Weight of Hogs Processed by Major Processors, Kg

Week	Week ending date	2023	2022	Change from Previous Week	Change from Previous Year
20	2023-05-19	102.88	106.47	-1.2%	-3.4%
21	2023-05-26	103.55	105.62	0.7%	-2.0%
22	2023-06-02	103.49	105.63	-0.1%	-2.0%
23	2023-06-09	102.28	104.82	-1.2%	-2.4%
Four week average		103.05	105.64	-	-2.4%

Source: Manitoba major processors.

AVERAGE WEIGHT OF HOGS PROCESSED BY MAJOR PROCESSORS WEEKLY



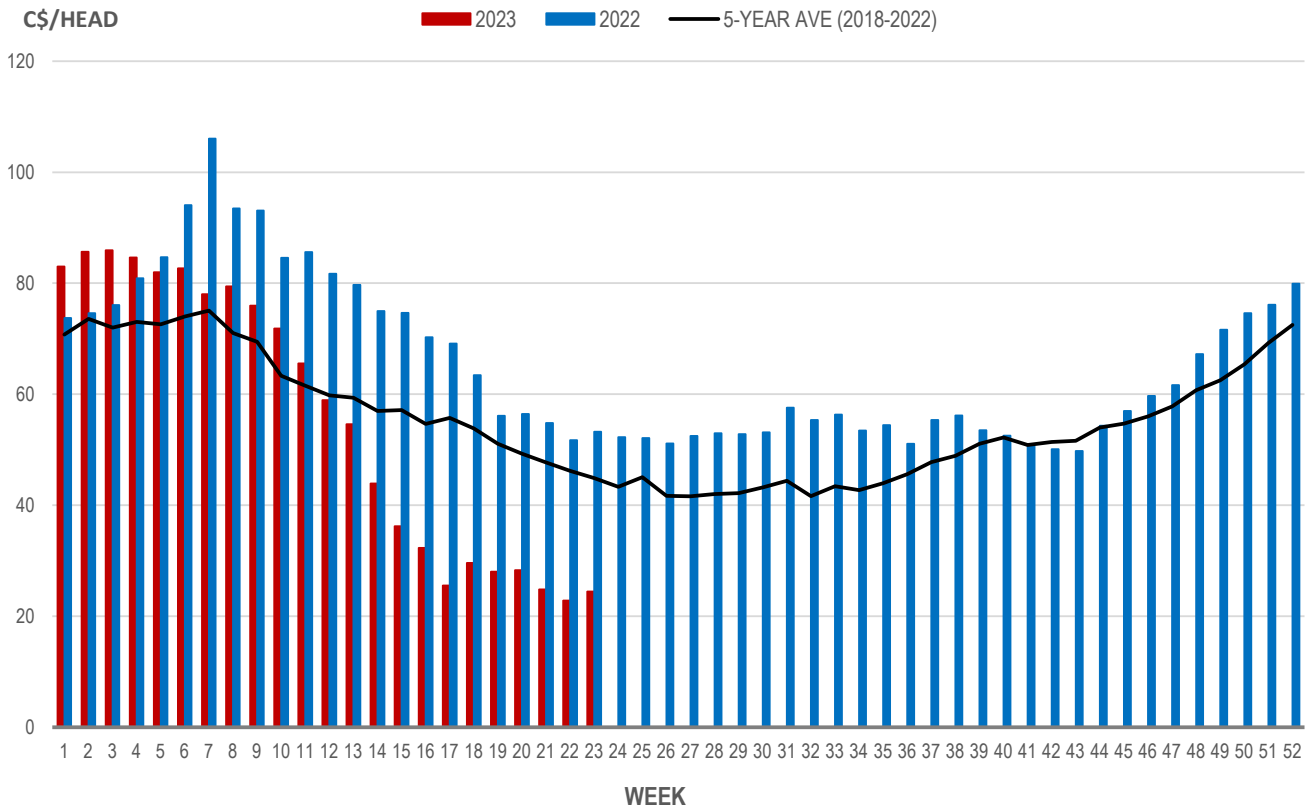
Source: Manitoba major processors

Weaning Pigs (U.S. Total Composite Weighted Average Price per Head)

	Formula and Cash Low, US\$/Head	Formula and Cash High, US\$/Head	Wtd Avg Price, US\$/Head	Wtd Avg Price, C\$/Head
Early Weaned (10-12 lb)	4.00	50.17	18.32	24.44
Feeder Pigs (40 lb)	29.00	46.00	40.18	53.60

Source: USDA, AMS

EARLY WEANED PIGS (U.S. TOTAL COMPOSITE WEIGHTED AVERAGE PRICE PER HEAD) WEEKLY



Source: USDA, AMS

Contact us

Go to manitoba.ca/agriculture and click on Markets and Statistics

Email us at industryintelligence@gov.mb.ca

Follow us on Twitter @MBGovAg