

MANITOBA MARKETS

Hog Prices



November 28, 2023

[Click here for definitions of how data is collected and calculated.](#)

Exchange rates (Friday close)

1 US \$ = C \$1.3623

1 EURO = C \$1.4898

1 Yen = C \$0.00911

[Data source: Bank of Canada](#)

[Click to view the interactive hog dashboards for current and historical charts.](#)

Manitoba Weighted Average Carcass Prices (including premiums and discounts)

All In Weights C\$/100 kg

Week	Week ending date	2023	2022	Change from Previous Week	Change from Previous Year
44	2023-11-03	217.00	242.66	-0.5%	-10.6%
45	2023-11-10	216.49	239.99	-0.2%	-9.8%
46	2023-11-17	213.42	227.31	-1.4%	-6.1%
47	2023-11-24	209.97	233.44	-1.6%	-10.1%
Four week average		214.22	235.85	-	-9.2%

Source: Manitoba major processors.

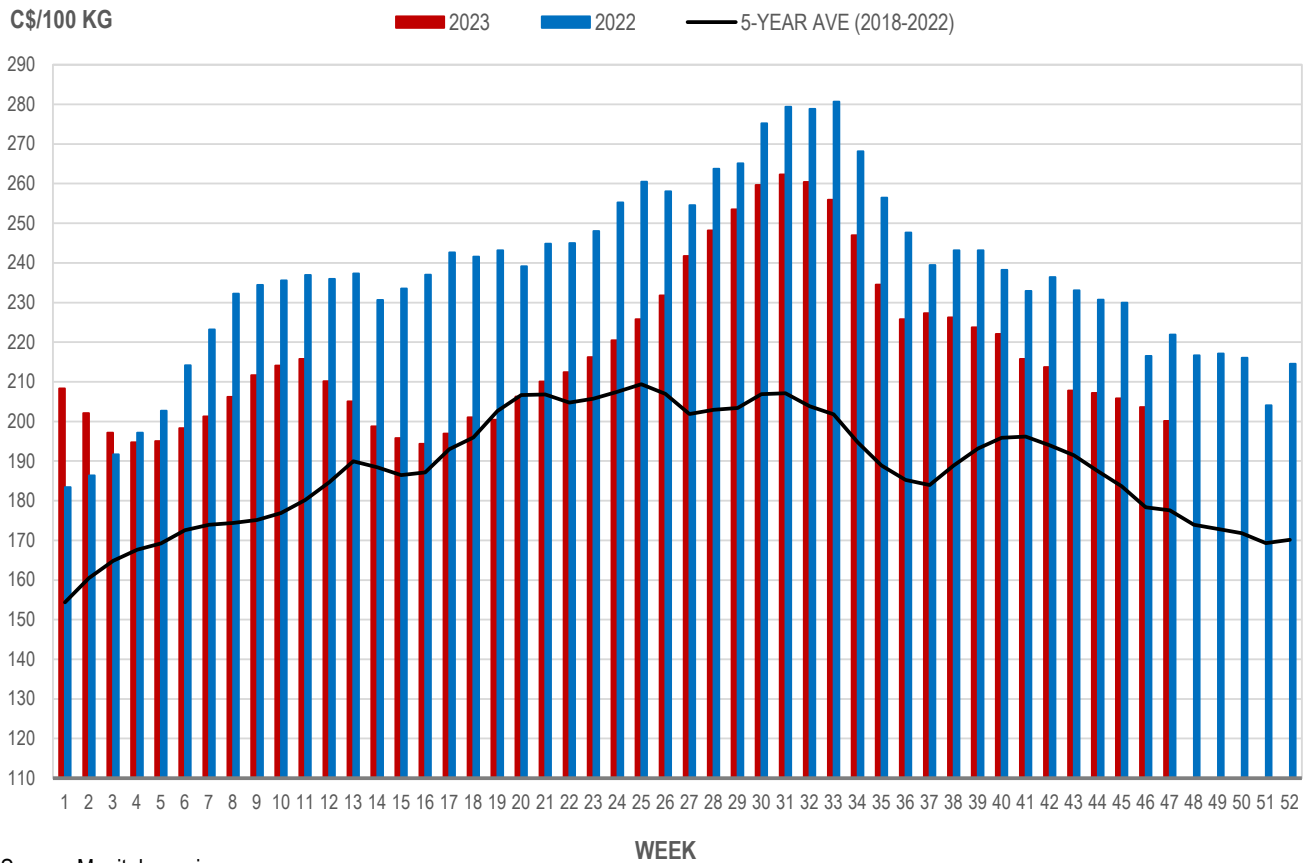


Index 100, C\$/100 kg

Week	Week ending date	2023	2022	Change from Previous Week	Change from Previous Year
44	2023-11-03	207.17	230.76	-0.3%	-10.2%
45	2023-11-10	205.85	230.00	-0.6%	-10.5%
46	2023-11-17	203.60	216.53	-1.1%	-6.0%
47	2023-11-24	200.14	221.95	-1.7%	-9.8%
Four week average		204.19	224.81	-	-9.2%

Source: Manitoba major processors.

MANITOBA WEIGHTED AVERAGE INDEX 100 HOG PRICES WEEKLY



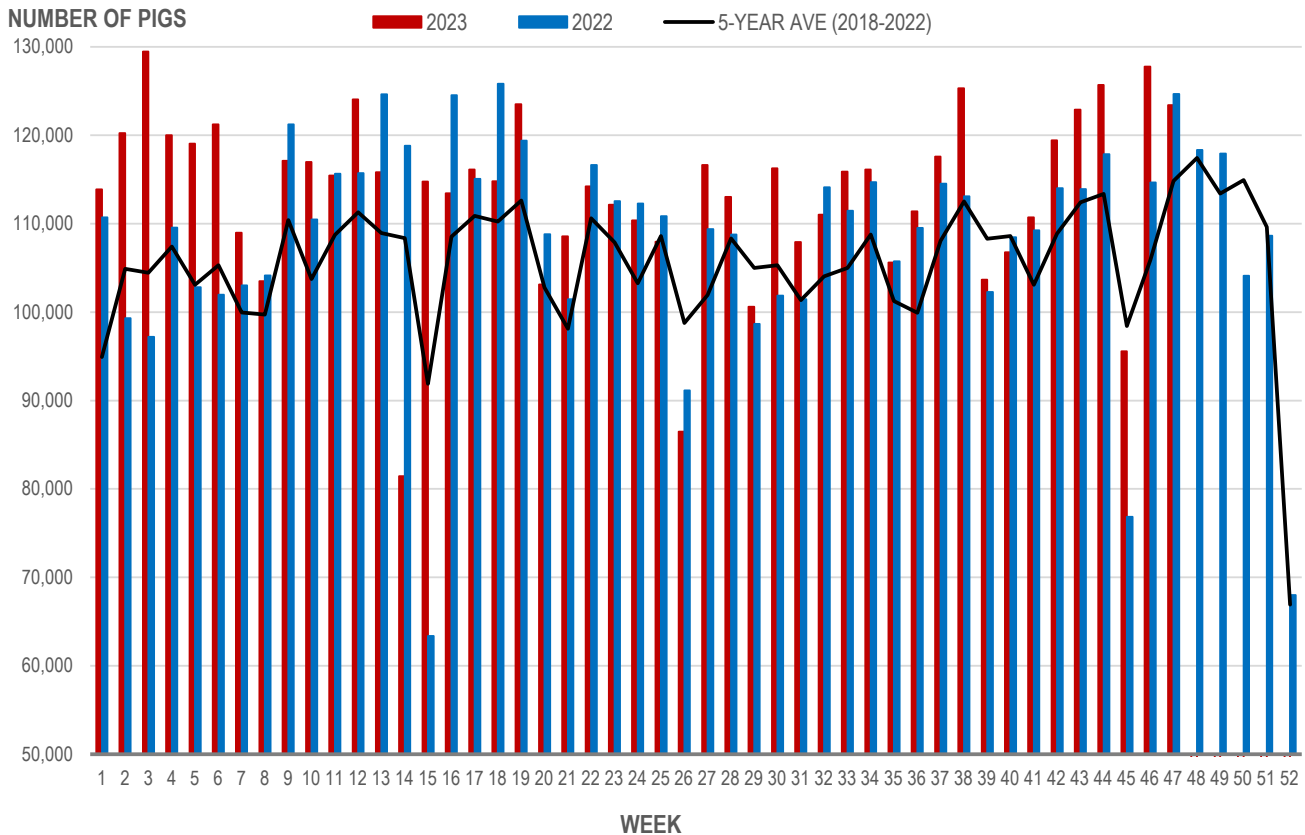
Source: Manitoba major processors

Number of Pigs Processed by Major Processors

Week	Week ending date	2023	2022	Change from Previous Week	Change from Previous Year
44	2023-11-03	125,685	117,862	2.3%	6.6%
45	2023-11-10	95,561	76,835	-24.0%	24.4%
46	2023-11-17	127,768	114,650	33.7%	11.4%
47	2023-11-24	123,417	124,656	-3.4%	-1.0%
Four week average		118,108	108,501	-	8.9%

Source: Manitoba major processors.

NUMBER OF PIGS PROCESSED BY MAJOR PROCESSORS WEEKLY



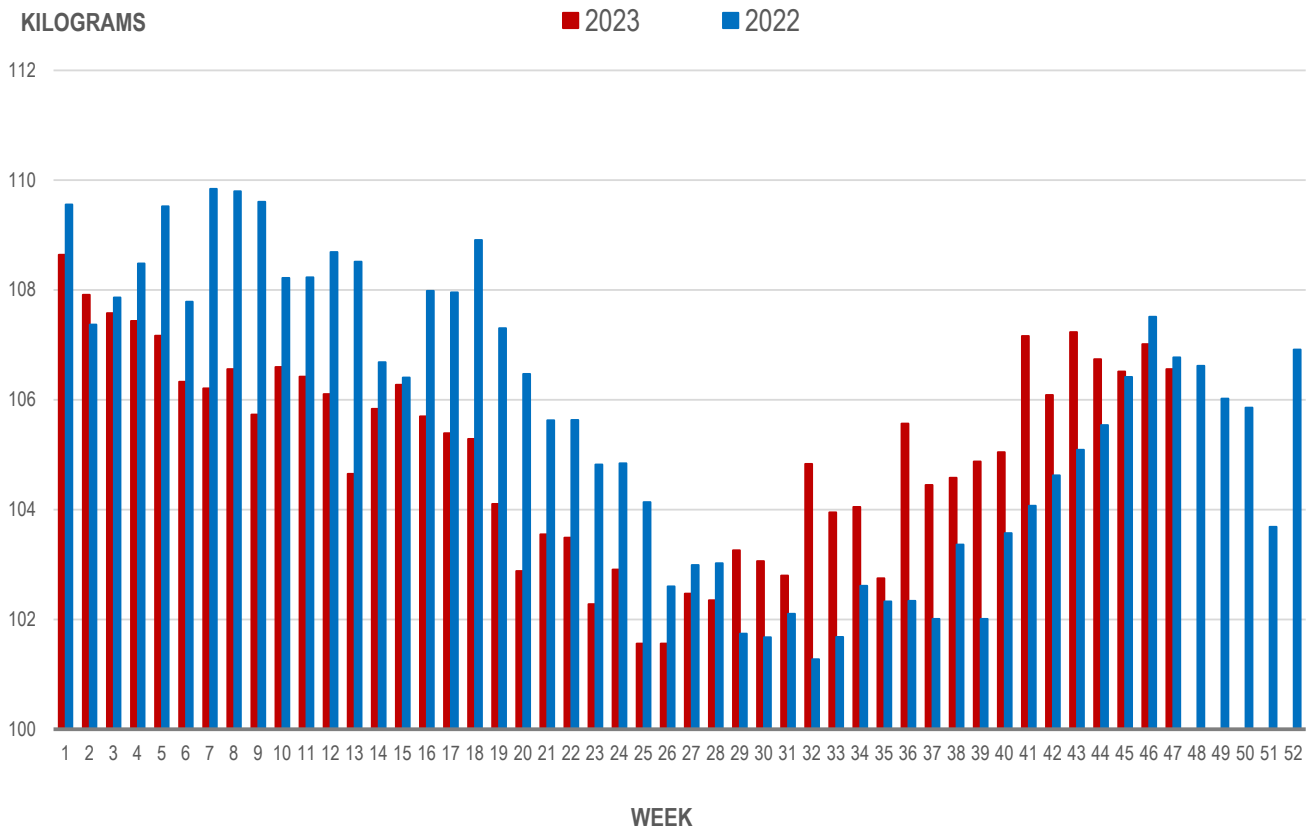
Source: Manitoba major processors

Average Weight of Hogs Processed by Major Processors, Kg

Week	Week ending date	2023	2022	Change from Previous Week	Change from Previous Year
44	2023-11-03	106.74	105.54	-0.5%	1.1%
45	2023-11-10	106.51	106.42	-0.2%	0.1%
46	2023-11-17	107.02	107.51	0.5%	-0.5%
47	2023-11-24	106.56	106.77	-0.4%	-0.2%
Four week average		106.71	106.56	-	0.1%

Source: Manitoba major processors.

AVERAGE WEIGHT OF HOGS PROCESSED BY MAJOR PROCESSORS WEEKLY



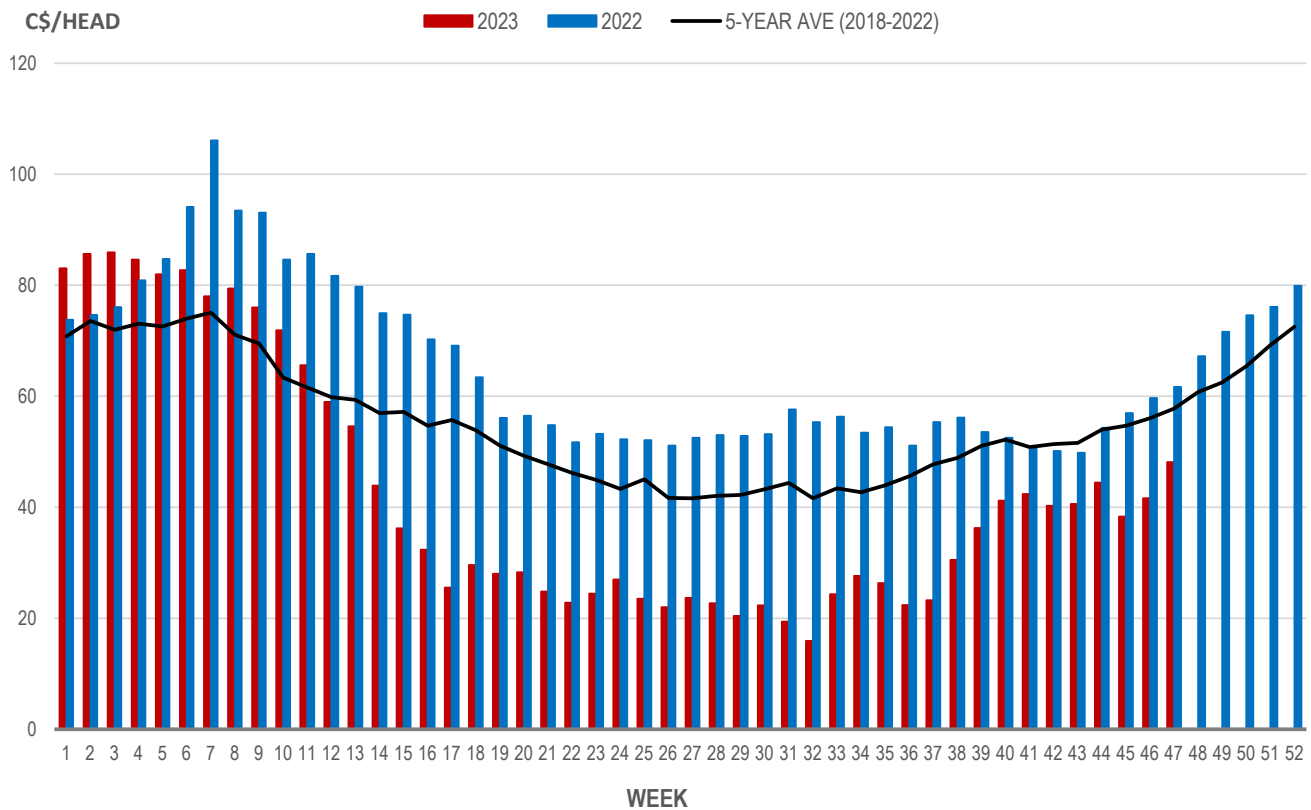
Source: Manitoba major processors

Weaning Pigs (U.S. Total Composite Weighted Average Price per Head)

	Formula and Cash Low, US\$/Head	Formula and Cash High, US\$/Head	Wtd Avg Price, US\$/Head	Wtd Avg Price, C\$/Head
Early Weaned (10-12 lb)	15.00	65.01	35.34	48.14
Feeder Pigs (40 lb)	28.00	49.00	42.77	58.27

Source: USDA, AMS

EARLY WEANED PIGS (U.S. TOTAL COMPOSITE WEIGHTED AVERAGE PRICE PER HEAD) WEEKLY



Source: USDA, AMS

Contact us

Go to manitoba.ca/agriculture and click on Markets and Statistics

Email us at industryintelligence@gov.mb.ca

Follow us on Twitter @MBGovAg