

MANITOBA MARKETS

Hog Prices



December 19, 2023

[Click here for definitions of how data is collected and calculated.](#)

Exchange rates (Friday close)

1 US \$ = C \$1.3378

1 EURO = C \$1.4595

1 Yen = C \$0.00942

[Data source: Bank of Canada](#)

[Click to view the interactive hog dashboards for current and historical charts.](#)

Manitoba Weighted Average Carcass Prices (including premiums and discounts)

All In Weights C\$/100 kg

Week	Week ending date	2023	2022	Change from Previous Week	Change from Previous Year
47	2023-11-24	209.97	233.44	-1.6%	-10.1%
48	2023-12-01	204.96	227.57	-2.4%	-9.9%
49	2023-12-08	201.58	228.19	-1.6%	-11.7%
50	2023-12-15	199.13	226.94	-1.2%	-12.3%
Four week average		203.91	229.04	-	-11.0%

Source: Manitoba major processors.

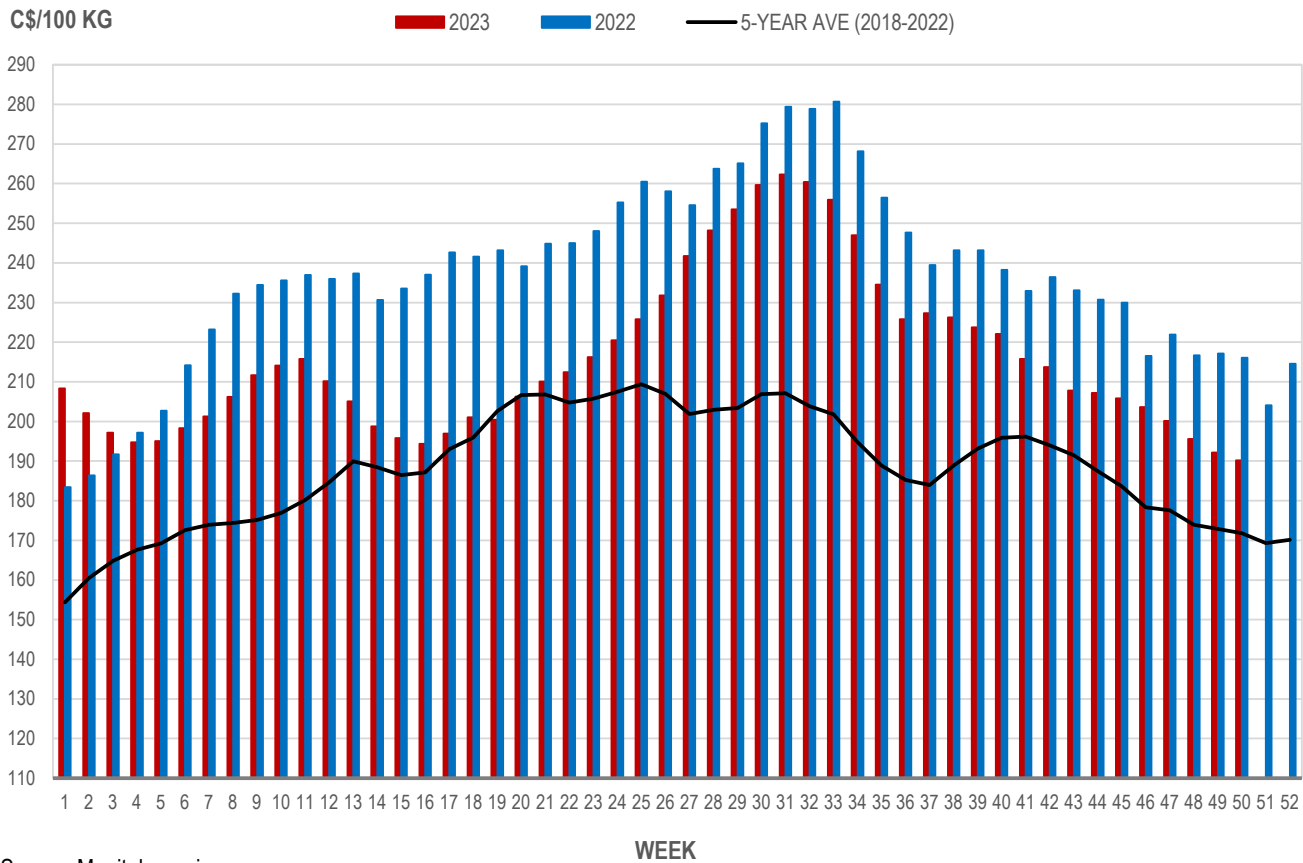


Index 100, C\$/100 kg

Week	Week ending date	2023	2022	Change from Previous Week	Change from Previous Year
47	2023-11-24	200.14	221.95	-1.7%	-9.8%
48	2023-12-01	195.57	216.69	-2.3%	-9.7%
49	2023-12-08	192.17	217.17	-1.7%	-11.5%
50	2023-12-15	190.17	216.07	-1.0%	-12.0%
Four week average		194.51	217.97	-	-10.8%

Source: Manitoba major processors.

MANITOBA WEIGHTED AVERAGE INDEX 100 HOG PRICES WEEKLY



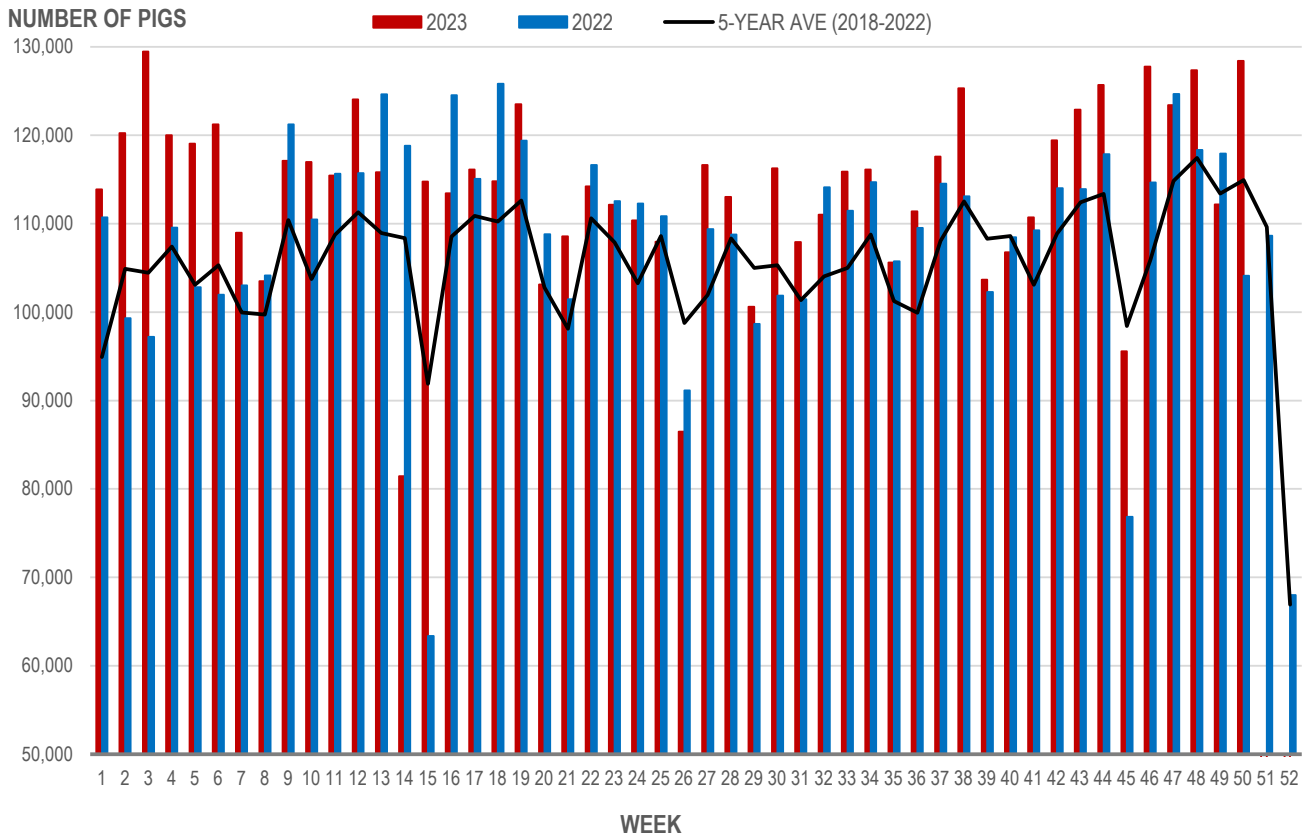
Source: Manitoba major processors

Number of Pigs Processed by Major Processors

Week	Week ending date	2023	2022	Change from Previous Week	Change from Previous Year
47	2023-11-24	123,417	124,656	-3.4%	-1.0%
48	2023-12-01	127,362	118,335	3.2%	7.6%
49	2023-12-08	112,173	117,915	-11.9%	-4.9%
50	2023-12-15	128,428	104,111	14.5%	23.4%
Four week average		122,845	116,254	-	5.7%

Source: Manitoba major processors.

NUMBER OF PIGS PROCESSED BY MAJOR PROCESSORS WEEKLY



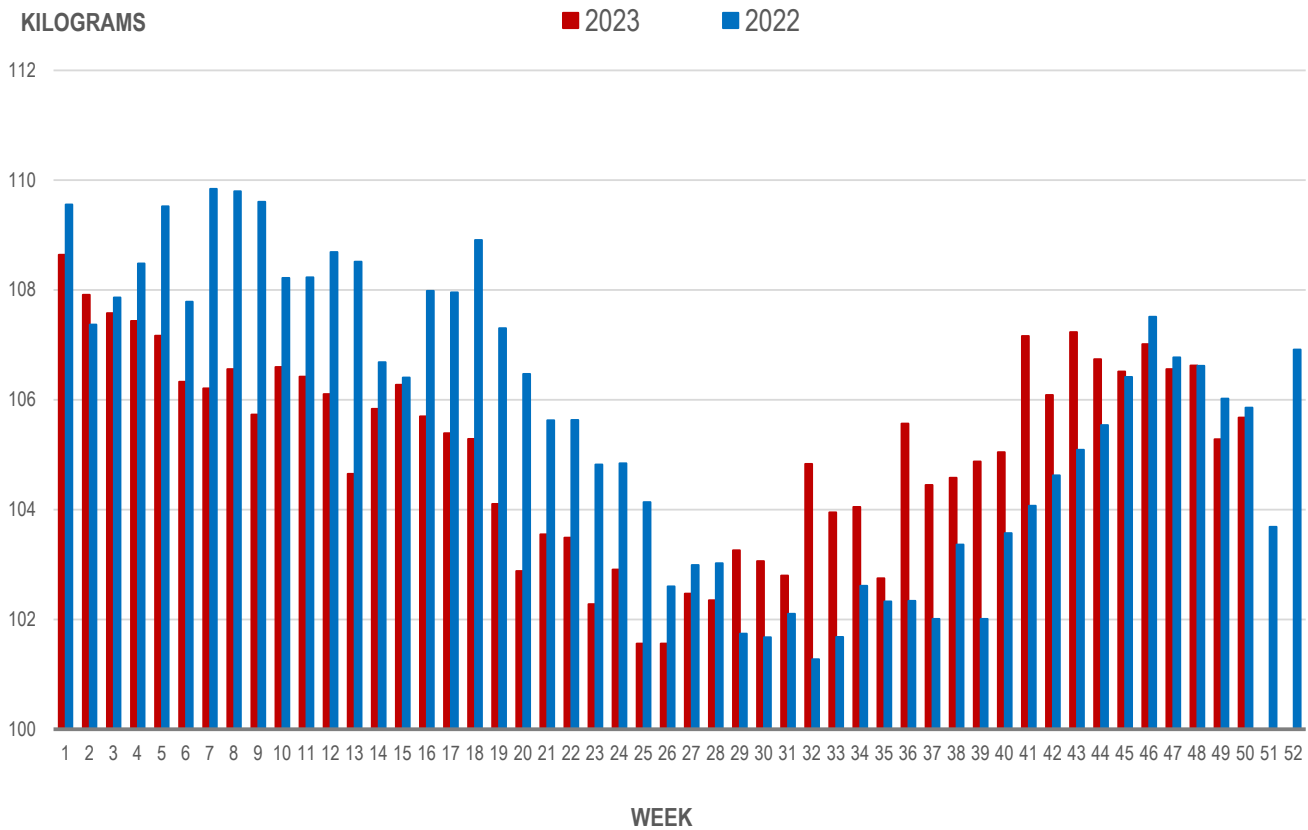
Source: Manitoba major processors

Average Weight of Hogs Processed by Major Processors, Kg

Week	Week ending date	2023	2022	Change from Previous Week	Change from Previous Year
47	2023-11-24	106.56	106.77	-0.4%	-0.2%
48	2023-12-01	106.62	106.62	0.1%	0.0%
49	2023-12-08	105.28	106.02	-1.3%	-0.7%
50	2023-12-15	105.68	105.86	0.4%	-0.2%
Four week average		106.04	106.32	-	-0.3%

Source: Manitoba major processors.

AVERAGE WEIGHT OF HOGS PROCESSED BY MAJOR PROCESSORS WEEKLY



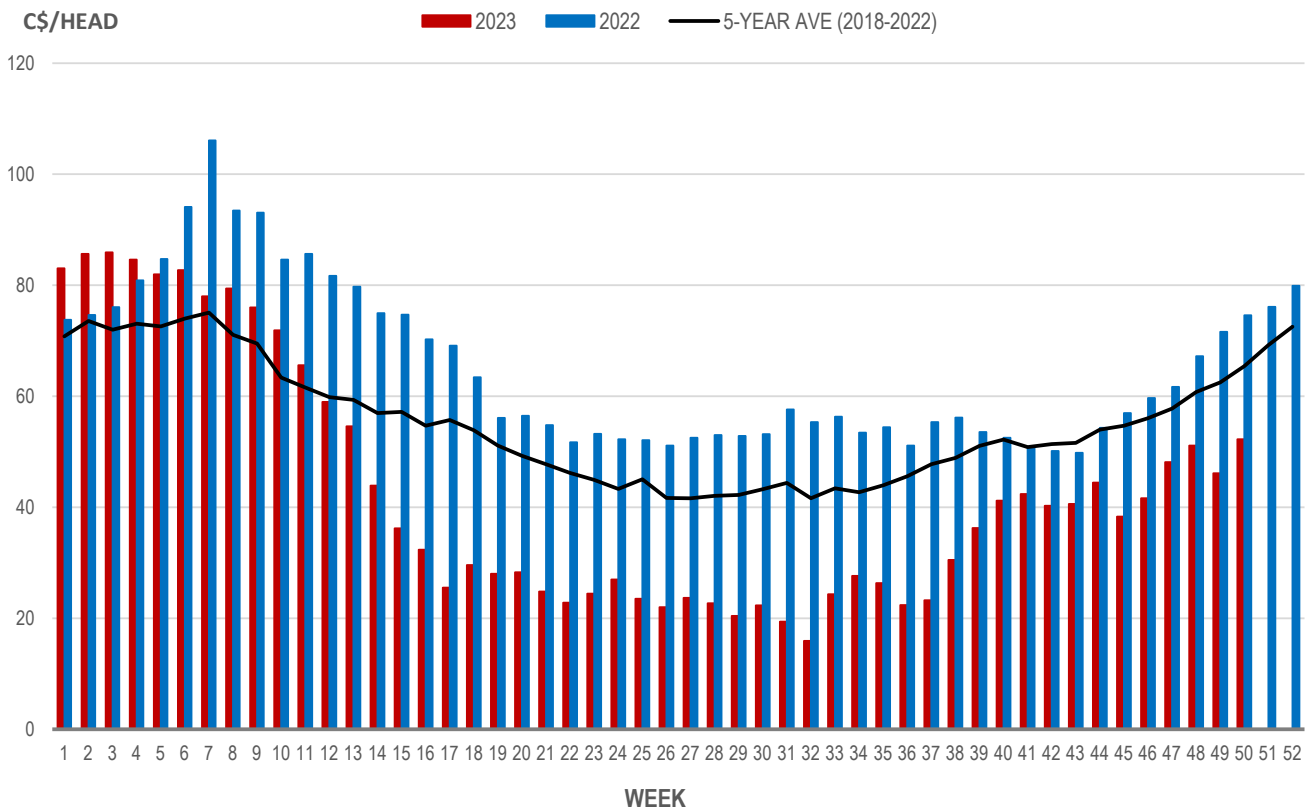
Source: Manitoba major processors

Weaning Pigs (U.S. Total Composite Weighted Average Price per Head)

	Formula and Cash Low, US\$/Head	Formula and Cash High, US\$/Head	Wtd Avg Price, US\$/Head	Wtd Avg Price, C\$/Head
Early Weaned (10-12 lb)	20.00	63.91	39.05	52.24
Feeder Pigs (40 lb)	47.00	51.00	49.60	66.35

Source: USDA, AMS

EARLY WEANED PIGS (U.S. TOTAL COMPOSITE WEIGHTED AVERAGE PRICE PER HEAD) WEEKLY



Source: USDA, AMS

Contact us

Go to manitoba.ca/agriculture and click on Markets and Statistics

Email us at industryintelligence@gov.mb.ca

Follow us on Twitter @MBGovAg