

MANITOBA MARKETS

Hog Prices



October 1, 2024

[Click here for definitions of how data is collected and calculated.](#)

Exchange rates (Friday close)

1 US \$ = C \$1.3499

1 EURO = C \$1.5076

1 Yen = C \$0.00947

[Data source: Bank of Canada](#)

[Click to view the interactive hog dashboards for current and historical charts.](#)

Manitoba Weighted Average Carcass Prices (including premiums and discounts)

All In Weights C\$/100 kg

Week	Week ending date	2024	2023	Change from Previous Week	Change from Previous Year
36	2024-09-06	233.89	235.95	-2.1%	-0.9%
37	2024-09-13	234.72	238.92	0.4%	-1.8%
38	2024-09-20	232.36	237.03	-1.0%	-2.0%
39	2024-09-27	230.10	234.30	-1.0%	-1.8%
Four week average		232.77	236.55	-	-1.6%

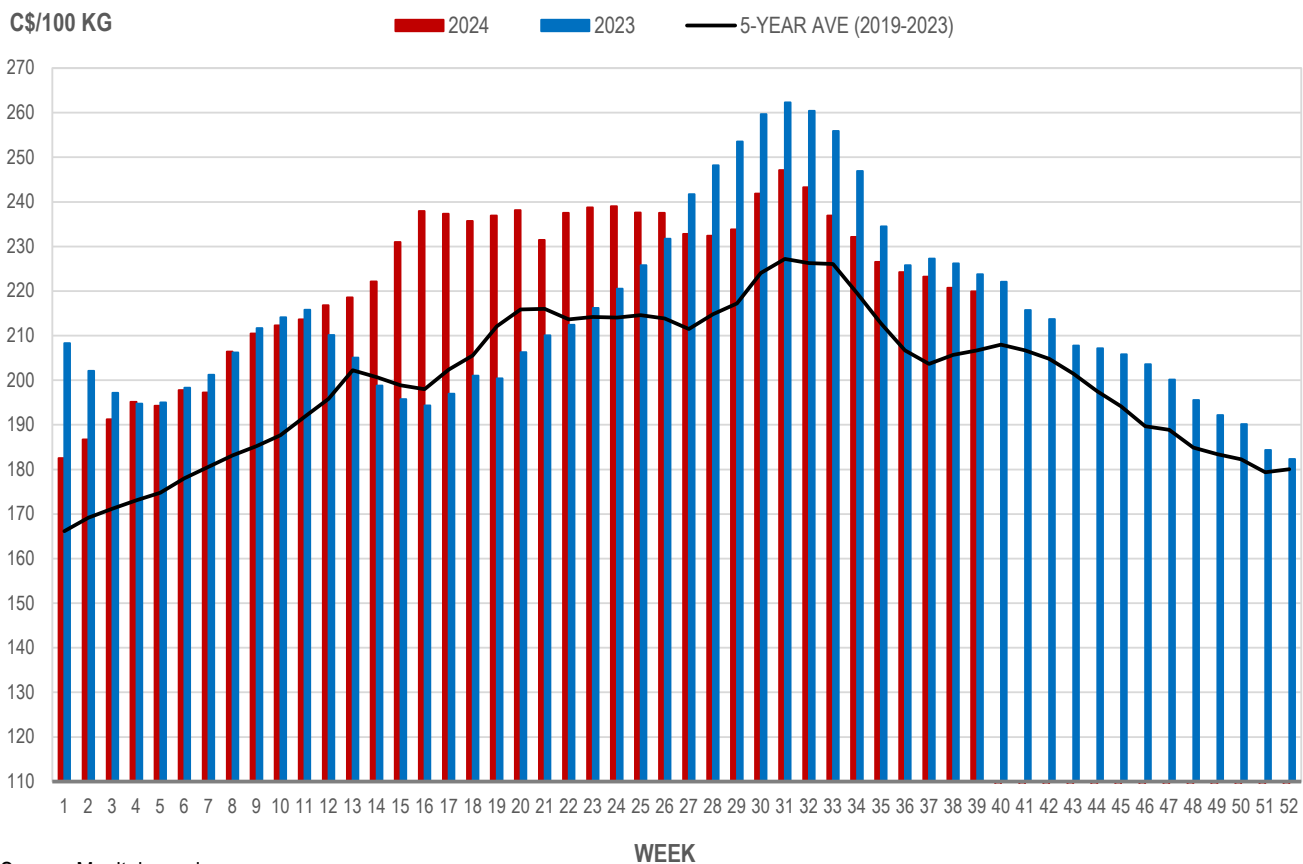
Source: Manitoba major processors.

Index 100, C\$/100 kg

Week	Week ending date	2024	2023	Change from Previous Week	Change from Previous Year
36	2024-09-06	224.25	225.82	-1.0%	-0.7%
37	2024-09-13	223.26	227.32	-0.4%	-1.8%
38	2024-09-20	220.74	226.23	-1.1%	-2.4%
39	2024-09-27	219.94	223.76	-0.4%	-1.7%
Four week average		222.05	225.78	-	-1.7%

Source: Manitoba major processors.

MANITOBA WEIGHTED AVERAGE INDEX 100 HOG PRICES WEEKLY



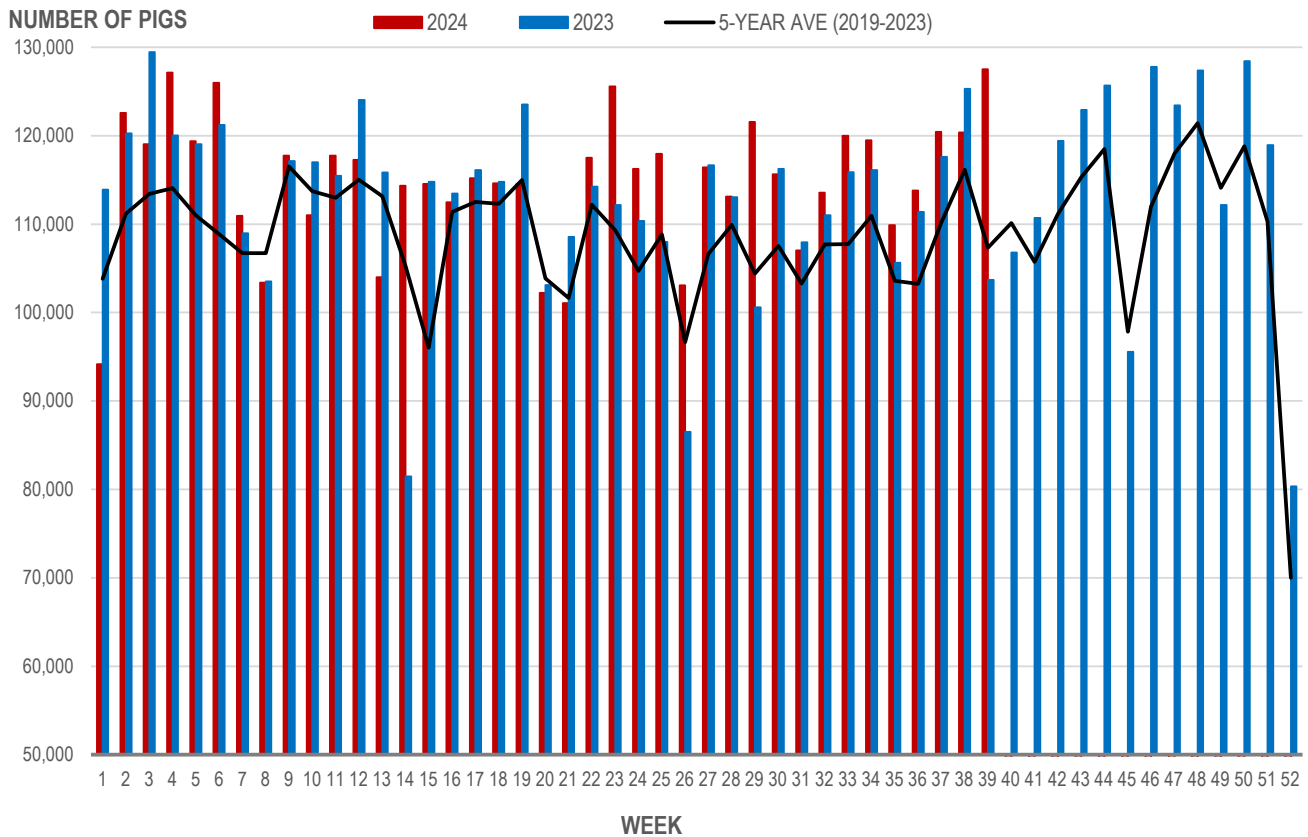
Source: Manitoba major processors

Number of Pigs Processed by Major Processors

Week	Week ending date	2024	2023	Change from Previous Week	Change from Previous Year
36	2024-09-06	113,804	111,389	3.6%	2.2%
37	2024-09-13	120,441	117,603	5.8%	2.4%
38	2024-09-20	120,354	125,299	-0.1%	-3.9%
39	2024-09-27	127,498	103,680	5.9%	23.0%
Four week average		120,524	114,493	-	5.3%

Source: Manitoba major processors.

NUMBER OF PIGS PROCESSED BY MAJOR PROCESSORS WEEKLY



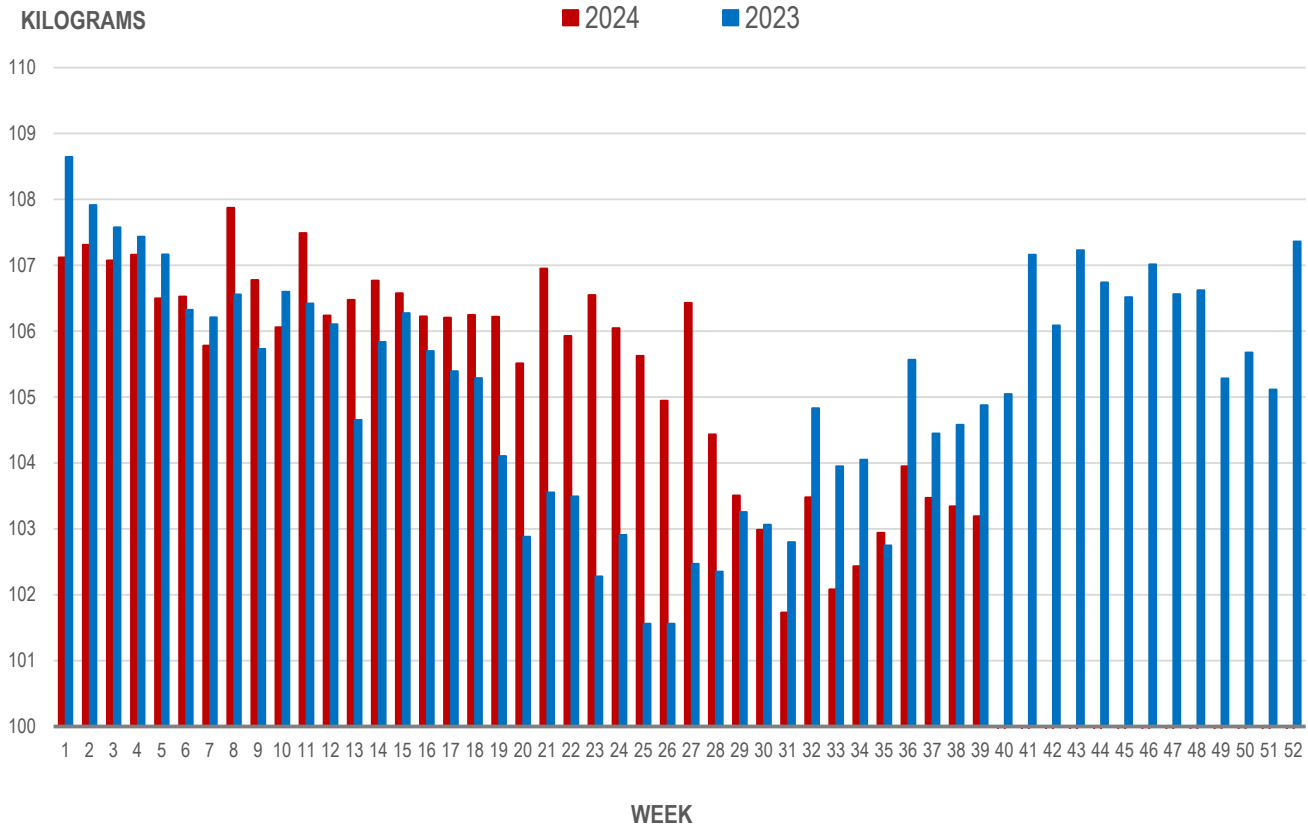
Source: Manitoba major processors

Average Weight of Hogs Processed by Major Processors, Kg

Week	Week ending date	2024	2023	Change from Previous Week	Change from Previous Year
36	2024-09-06	103.95	105.57	1.0%	-1.5%
37	2024-09-13	103.47	104.45	-0.5%	-0.9%
38	2024-09-20	103.34	104.58	-0.1%	-1.2%
39	2024-09-27	103.19	104.88	-0.1%	-1.6%
Four week average		103.49	104.87	-	-1.3%

Source: Manitoba major processors.

AVERAGE WEIGHT OF HOGS PROCESSED BY MAJOR PROCESSORS WEEKLY



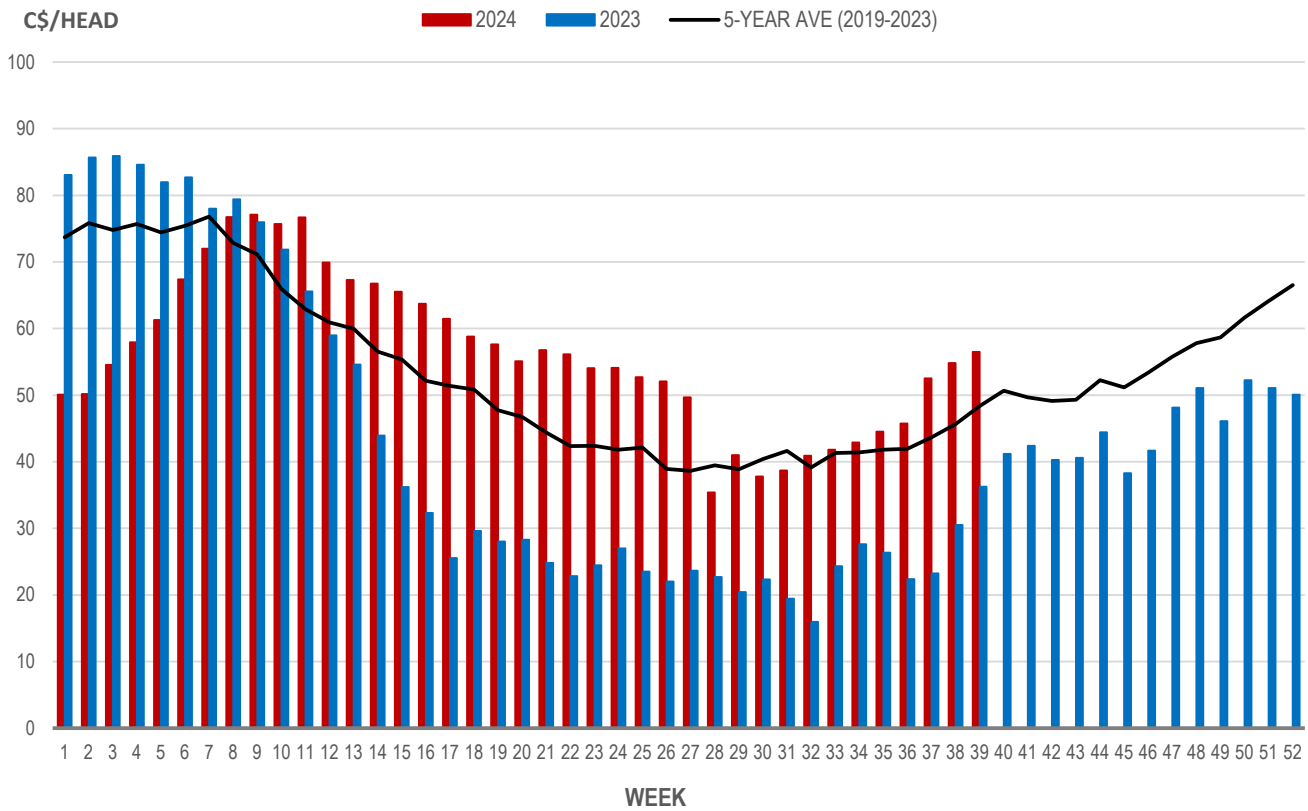
Source: Manitoba major processors

Weaning Pigs (U.S. Total Composite Weighted Average Price per Head)

	Formula and Cash Low, US\$/Head	Formula and Cash High, US\$/Head	Wtd Avg Price, US\$/Head	Wtd Avg Price, C\$/Head
Early Weaned (10-12 lb)	25.00	55.57	41.85	56.49
Feeder Pigs (40 lb)	50.00	58.00	55.50	74.92

Source: USDA, AMS

EARLY WEANED PIGS (U.S. TOTAL COMPOSITE WEIGHTED AVERAGE PRICE PER HEAD) WEEKLY



Source: USDA, AMS

Contact us

- www.manitoba.ca/agriculture/markets-and-statistics/
- Email us at industryintelligence@gov.mb.ca
- Follow us on X @MBGovAg

