

MANITOBA MARKETS

Hog Prices



January 28, 2025

[Click here for definitions of how data is collected and calculated.](#)

Exchange rates (Friday close)

1 US \$ = C \$1.4336

1 EURO = C \$1.5048

1 Yen = C \$0.00919

[Data source: Bank of Canada](#)

[Click to view the interactive hog dashboards for current and historical charts.](#)

Manitoba Weighted Average Carcass Prices (including premiums and discounts)

All In Weights C\$/100 kg

Week	Week ending date	2025	2024	Change from Previous Week	Change from Previous Year
1	2025-01-03	223.56	192.01	-7.6%	16.4%
2	2025-01-10	232.65	195.75	4.1%	18.8%
3	2025-01-17	232.83	200.95	0.1%	15.9%
4	2025-01-24	233.69	204.47	0.4%	14.3%
Four week average		230.68	198.30	-	16.3%

Source: Manitoba major processors.

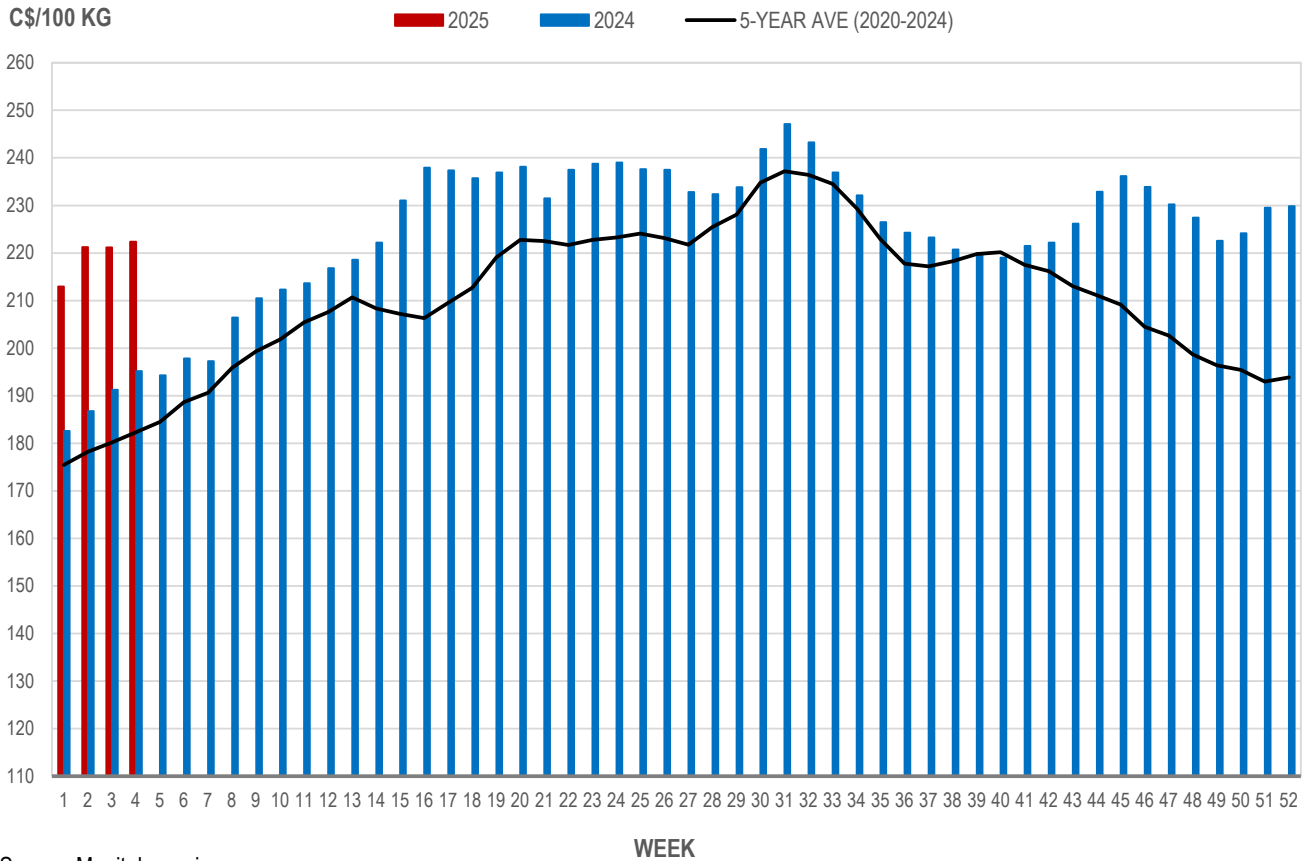


Index 100, C\$/100 kg

Week	Week ending date	2025	2024	Change from Previous Week	Change from Previous Year
1	2025-01-03	212.94	182.56	-7.4%	16.6%
2	2025-01-10	221.21	186.75	3.9%	18.5%
3	2025-01-17	221.19	191.27	0.0%	15.6%
4	2025-01-24	222.39	195.14	0.5%	14.0%
Four week average		219.43	188.93	-	16.1%

Source: Manitoba major processors.

MANITOBA WEIGHTED AVERAGE INDEX 100 HOG PRICES WEEKLY



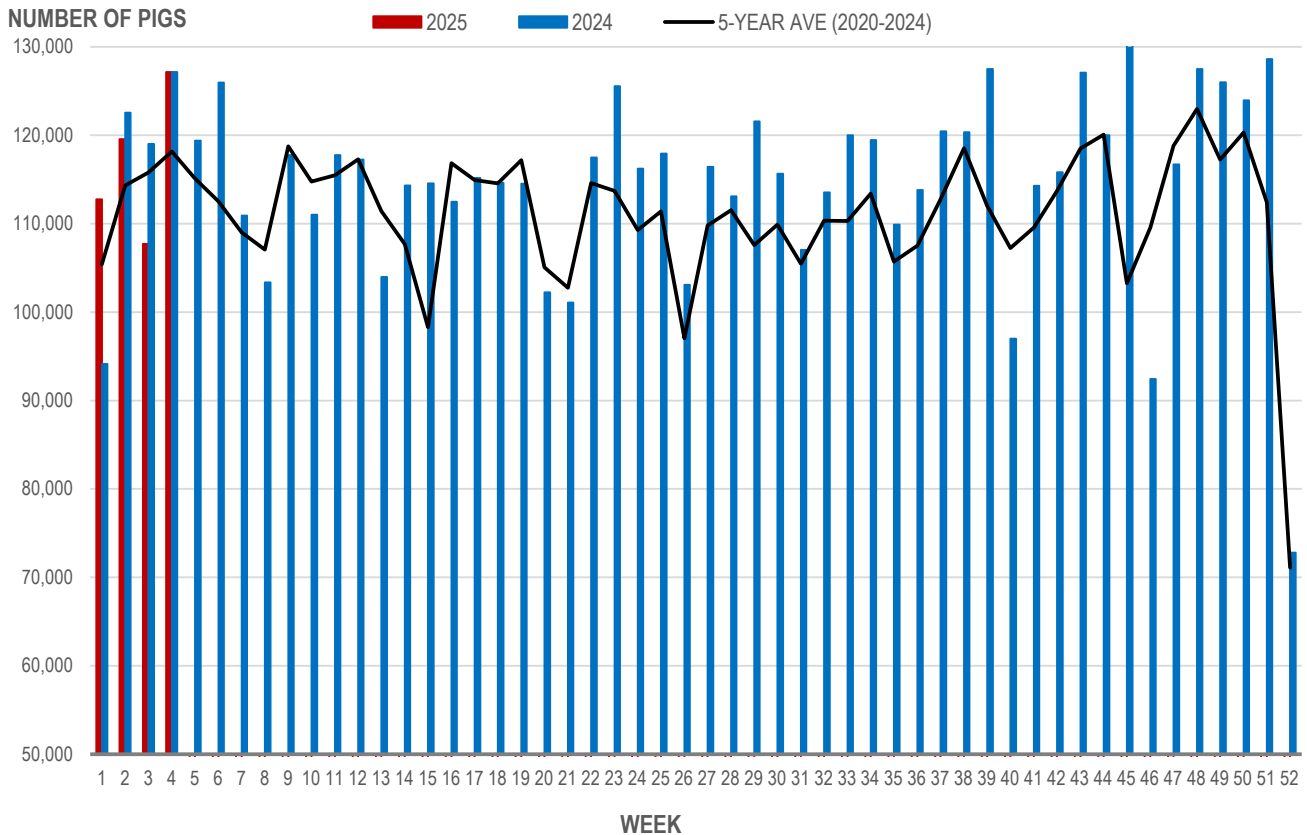
Source: Manitoba major processors

Number of Pigs Processed by Major Processors

Week	Week ending date	2025	2024	Change from Previous Week	Change from Previous Year
1	2025-01-03	112,761	94,153	54.9%	19.8%
2	2025-01-10	119,571	122,562	6.0%	-2.4%
3	2025-01-17	107,726	119,025	-9.9%	-9.5%
4	2025-01-24	127,166	127,153	18.0%	0.0%
Four week average		116,806	115,723	-	0.9%

Source: Manitoba major processors.

NUMBER OF PIGS PROCESSED BY MAJOR PROCESSORS WEEKLY



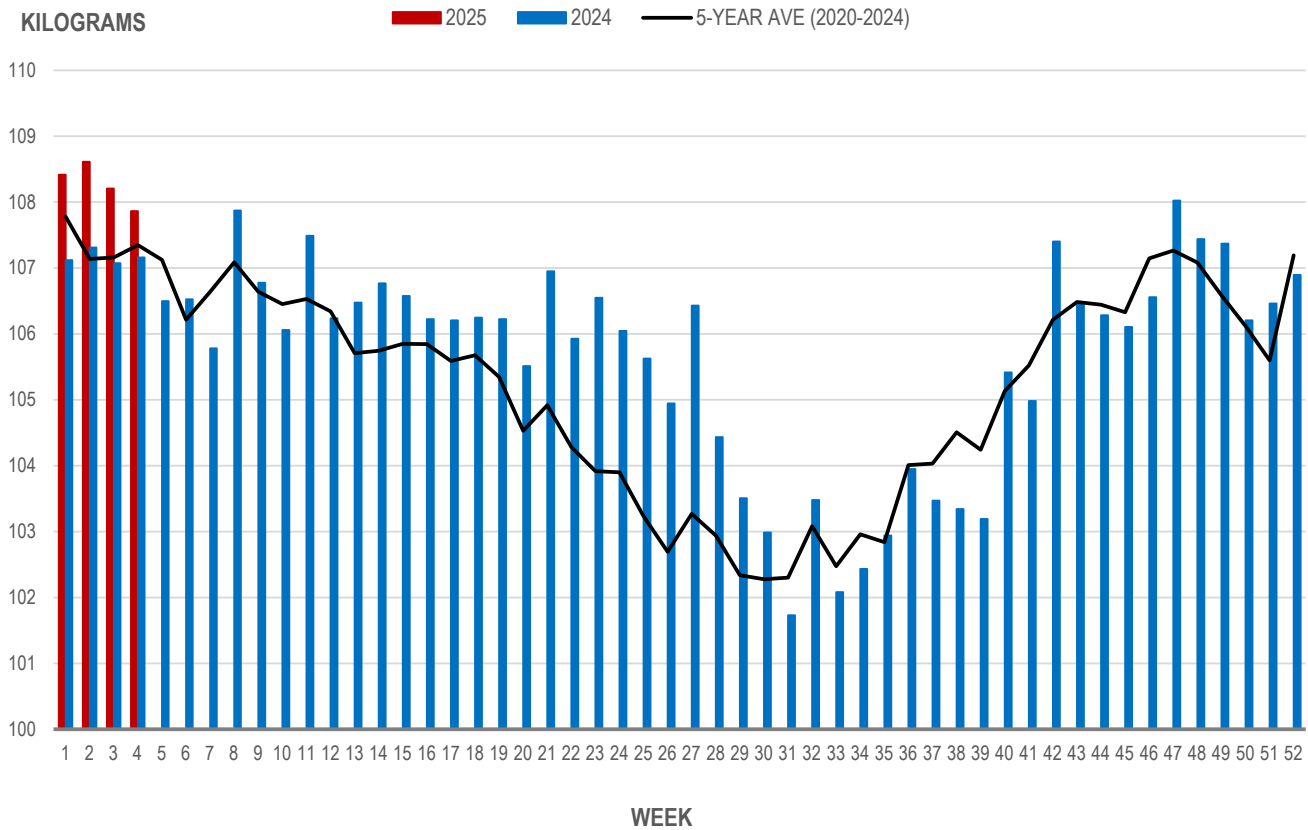
Source: Manitoba major processors

Average Weight of Hogs Processed by Major Processors, Kg

Week	Week ending date	2025	2024	Change from Previous Week	Change from Previous Year
1	2025-01-03	108.42	107.12	1.4%	1.4%
2	2025-01-10	108.61	107.31	0.2%	0.2%
3	2025-01-17	108.21	107.07	-0.4%	-0.4%
4	2025-01-24	107.86	107.16	-0.3%	-0.3%
Four week average		108.28	107.17	-	0.2%

Source: Manitoba major processors.

AVERAGE WEIGHT OF HOGS PROCESSED BY MAJOR PROCESSORS WEEKLY



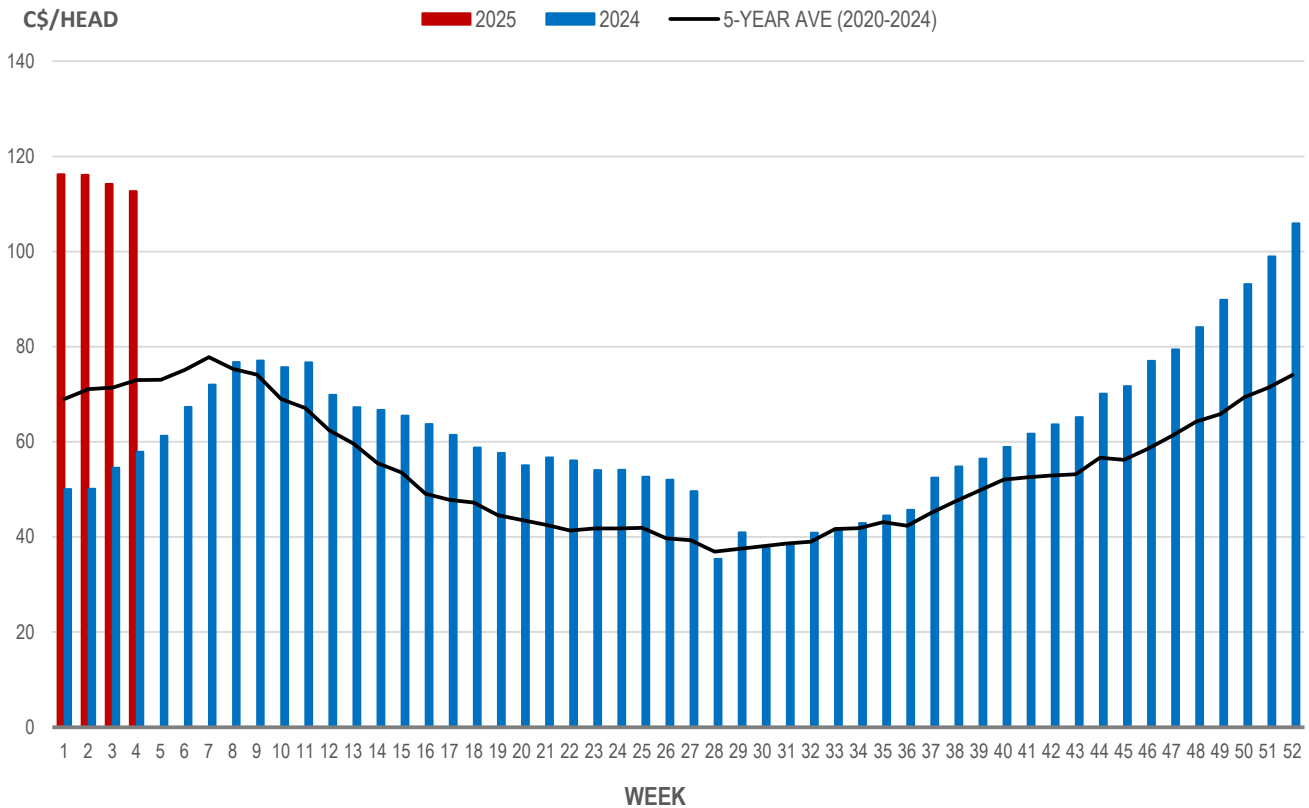
Source: Manitoba major processors

Weaning Pigs (U.S. Total Composite Weighted Average Price per Head)

	Formula and Cash Low, US\$/Head	Formula and Cash High, US\$/Head	Wtd Avg Price, US\$/Head	Wtd Avg Price, C\$/Head
Early Weaned (10-12 lb)	49.60	100.00	78.60	112.68
Feeder Pigs (40 lb)	96.00	114.00	107.00	153.40

Source: USDA, AMS

EARLY WEANED PIGS (U.S. TOTAL COMPOSITE WEIGHTED AVERAGE PRICE PER HEAD) WEEKLY



Source: USDA, AMS

Contact us

- www.manitoba.ca/agriculture/markets-and-statistics/
- Email us at industryintelligence@gov.mb.ca
- Follow us on X @MBGovAg

