



The Manitoba Resident Big Game Elk Draw & Moose Draw Application Guide

2024



Contents

The Manitoba Resident Big Game Elk and Moose Draws.....	5
Who Can Apply.....	5
Manitoba Resident:.....	5
Youth.....	5
Applying as a Group/Pairing:	5
Priority Levels.....	6
Priority Level Changes in 2024	6
Hunting Season Choices (HSC).....	7
Selecting Your Hunting Season Choice(s).....	7
Hunting Season Choice Closures.....	8
General Rifle - Hunting Season Choice (Group Rules):	8
Archery - Hunting Season Choice (Group Rules):.....	9
Conditions of the Big Game Draw and Licences.....	9
Look Up Your Profile.....	10
Forgotten Password.....	10
First-time Customer	10
Payment Details & Draw Result Notifications.....	13
Application Payment (May 31 Deadline)	13
Notification of Awarded Licence (June 21).....	14
Licence Payment (July 15 Deadline).....	14
Rejection of Applications	15
Missing Licences	16
Missing Game Tags.....	16
Replacement Licences/Game Tags	16
Hunting Season Charts (HSC) 2024	17
Big Game Elk – Hunting Season Choice(HSC) Code Chart.....	17
Big Game Moose– Hunting Season Choice (HSC) Code Chart	18
District Office Map & Contacts	19





Changes in 2024

This year the *Manitoba Big Game Draw* (BGD) has been divided into two (2) separate draws for elk and moose, each with separate priority pools:

1. The Manitoba Big Game - Elk Draw
2. The Manitoba Big Game - Moose Draw

Specific inquiries about the changes to the Manitoba Big Game Draws can be directed to wildlife@gov.mb.ca.

Key Dates

Applications Accepted	May 1, 2024 (12:00 am)
Application Deadline	May 31, 2024 (11:59 pm)
Results Available (Email)	June 21, 2024 (5:00 pm)
Licence Payment Deadline	July 15, 2024 (11:59 pm)

Important

It is recommended that applicants submit their application early. It is the responsibility of the applicant(s) to ensure their application is submitted prior to the deadline. Specific inquiries about the changes to the Elk Landowner Draw (ELD) can be directed to wildlife@gov.mb.ca.

Applicants are required to carefully read the 2024 Application Guide. If you have any questions after reading this guide, please contact the help desk at [1-877-880-1203](tel:1-877-880-1203). Mistakes on your online application (i.e. wrong Hunting Season Choices) cannot be changed following the application deadline.





General Information About Manitoba Resident Draws

Draw Order

This year, there are three (3) separate draw programs for Manitoba residents/landowners. All Manitoba draws will be executed on **June 21st** in the following order:

1. The **Elk Landowner Draw (ELD)** will be held first for MB resident elk hunting licences.
2. The **Big Game Elk Draw** is processed second for MB resident elk hunting licences.
3. The **Big Game Moose Draw** will take place last for MB resident moose licences.

Important Notes

- Hunters can apply for all three draws if they choose, though it is not necessary.
- Each draw application is applied for and purchased separately.
- Only one application is allowed for each of the three draws.
- Personal priority levels for the Big Game Elk Draw, Big Game Moose Draw and Elk Landowner Draw are independent of each other.
- Applicants can only be successful in one of the three draws.
- You should only enter draws in which you are prepared to purchase the licence.
- Exchanges and/or refunds are not allowed.
- Hunters who are successful in any one draw will have additional applications removed from subsequent draws as only one licence can be awarded in each year.

How To Apply

There are three (3) ways you can apply for a draw licence:

1. **Online** - using your customer account www.manitobaelicensing.ca/licensing.page.
2. **Call Centre** – Open: 8am - 9pm, 7 days per week. [1-877-880-1203](tel:1-877-880-1203).
3. **District Office** – Subject to operational restrictions. Must call in advance ([see page 19](#))





The Manitoba Resident Big Game Elk and Moose Draws

Who Can Apply

Manitoba Resident:

Only residents of Manitoba may apply for the Manitoba Resident Big Game Elk and Moose Draws. A Manitoba Resident is defined as *a person whose primary residence is in Manitoba and who has lived in Manitoba for at least six consecutive months during the 12-month period immediately before the person applies for a licence or permit.*

Hunter Education

Applicants must possess and be able to produce a valid Hunter Education Certificate (HEC) if requested by an officer. Please ensure that your HEC is registered on your licensing profile.

Youth

Any youth applying for the draw must be at least 12 years old at the time of the application. Youth hunting provisions for shared bag options are extended to include all draw licences, and the same qualifications and privileges apply. Youth of any age may accompany parents or other mentors who wish to introduce them to hunting, however youth under the age of 12 cannot hunt big game animals. For more information, please read the Manitoba Hunting Guide <https://www.manitobaelicensing.ca/cust.publications.page>.

Applying as a Group/Pairing:

Applications must be completed as individuals or in pairs depending upon the hunting season choice (See page 7 Hunting Season Choice Section for specific details). The first applicant is designated as the group leader. The group leader applies on behalf of their group by adding each group member's Customer Identification Number (CID #) and Birthdate during the application. A person's name may appear on only one application for each type of draw (BGD Elk, BGD Moose or ELD). See additional details regarding the number of applicants required for each hunting season choice in the HSC section on page 7.

An application with two or more applicants is entered into the draw system at the least favourable personal priority level of all the applicants in the application.





Priority Levels

The Draw program is based on 10 priority levels. **Level 1 has the highest probability for success, while Level 10 has the lowest probability for success.**

Applications are processed randomly and sequentially in the draw system according to priority level and hunting season choices. All Level 1 applications are processed first. Then all priority level two (2) applicants are drawn next, and so forth, until all available licences have been awarded for that Hunting Season Choice (HSC)/ Game Hunting Area (GHA). Success is dependent on the total number of applications submitted for each GHA in a given year.

First-time applicants will be assigned a personal priority level of Level 8. Personal priority levels will improve one level in the following year for each draw year that an applicant is not successful in being awarded a draw licence. Unsuccessful applicants already at Level 1 will remain at Level 1. Successful applicants awarded a licence will be assigned to Level 10 the next year for that species.

Hunters who have applied for the draw do not need to apply every year to advance their priority level for the draw. The Multi-Level Draw system will automatically advance their personal priority level each year if their account is not in penalty.

However, to be awarded a licence, an application and payment must be submitted online into the draw in that year.

Applicants who are excluded from draw participation due to an unpaid draw debt will have their personal priority level frozen **and will be excluded from purchasing all fish and wildlife licences and draws** regardless of the origin of the debt.

An application with two applicants is entered into the draw system at the least favourable personal priority level of both applicants.

Priority Level Changes in 2024

With the Big Game Draw now operating as two (2) separate draws for elk and moose (each with separate priority pools), priority levels for the Big Game Elk, Big Game Moose and the Elk Landowner Draws will be independent of each other. Meaning an individual may have three (3) separate priority levels, one for each of the draws. **Hunters who have previously entered the Big Game Draw will have their existing priority level applied to both the Big Game Elk and Moose Draws in 2024.**





For example, if your priority level for the Big Game Draw is currently at a level seven (7), then your priority level for the Big Game Elk Draw will be a seven (7), and your priority level for the Big Game Moose Draw will be a seven (7). Applicants can only be successful in one (1) of the three (3) draws. If you are successful in the Big Game Elk Draw and are unsuccessful in the Big Game Moose Draw, then your priority level for elk will be assigned to a level 10 and your priority level for moose will advance one level (from 7 to 6) in the following year. **Your current priority level is available to view on your online customer profile.** If you need assistance accessing your online profile, please contact the elicensing Help Desk at 1-877-880-1203.

Hunting Season Choices (HSC)

Every year, the Wildlife Branch establishes the hunting season choices for the Elk Landowner Draw, Big Game Elk Draw, and Big Game Moose Draw.

HSCs are based on season date, bag limit (per game tag), number of licences/game tags available, and game hunting areas. A draw licence is valid only in the area(s) and hunting season(s) for which it is issued and, in the case of an Elk Landowner Draw Licence, only on land owned by the landowner.

Licences are awarded in licence and game tag combinations as described for each hunting season choice as listed in the Game Hunting Areas (GHA) Map and Hunting Season Choice (HSC) Chart (see page 17).

Selecting Your Hunting Season Choice(s)

Under Hunting Season Choice, select the **letter/number** combination from the Hunting Season Choice chart (page 17) which corresponds to your first, second and third choices and the GHA(s) you wish to hunt. You may choose up to three (3) choices, though it is not necessary to use all three choices. You should only make choices you are prepared to accept because **exchanges and/or refunds are not allowed.**

Mistakes on the application form (i.e. wrong Hunting Season Choices) cannot be changed following the application deadline of May 31. You should only make choices you are prepared to accept because exchanges and/or refunds are not allowed.

HSCs (season dates, game hunting areas, bag limits, number of licences and tags) can change from year to year; please review your choice(s) carefully.





Please ensure you are selecting the correct The Hunting Season Choice (HSC) code when applying online. For customers purchasing their application through the call centre, please provide the Hunting Season Choice (HSC) code (not the GHA) to the call center representative to make your selection.

Hunting Season Choice Closures

If a decision has been made to close a season before the draw is run, an application will be processed as follows:

- If the closed HSC was the only choice on the application, the application is removed from the draw and all monies, except the administration fee of \$4.50, are refunded.
- If there were other HSCs on the application, the closed season is removed and the other HSCs are valid for the purposes of entering the application in the draw.
- The Elk Draw Licence for hunting season choices E18, E19, E20, E21, E22, E23 and AE10 in GHAs 23 and 23A with a one elk or one moose bag limit are not considered a moose licence.

General Rifle - Hunting Season Choice (Group Rules):

A minimum of two (2) hunters is required to apply for the general (rifle) draw season.

One application can contain up to a maximum of six (6) applicants.

Applicants must be in pairs, up to a maximum of three (3) pairs per application.

Pairs are formed in sequence, as listed in the application. If a group of six (6) hunters (3 pairs) are successful in their application, applicants one and two will be one pair, applicants three and four will be another pair, and applicants five and six will be a pair.

Each pair will form their own hunting party. Licences will be issued on a two-licence to one-game tag basis. Meaning one game tag will be issued to each successful pair.

The group leader (the individual who applied for their group) will receive all sets of licences for each group member and game tags for each pairing. It is the group leader's responsibility to ensure that their mailing address on their licensing profile is correct in order to receive the licences and game tags by mail.

Either licensee may hunt alone; however, they must have their licence and the game tag on their person. Each pair of successful applicants must observe party hunting regulations https://www.manitoba.ca/nrnd/fish-wildlife/pubs/fish_wildlife/huntingguide.pdf





Archery - Hunting Season Choice (Group Rules):

If you are only choosing archery seasons, you need not apply as pairs.

Applicants may apply as individuals (pairs not required).

Applicants can also include up to six (6) hunters on one application if they choose.

If you choose an archery draw choice and a general (rifle) draw choice as part of the three choices available to you, then you must include pairs on the application.

Conditions of the Big Game Draw and Licences

Failing to comply with the conditions for a big game hunting licence or making a false statement in an application for such a licence are offences contrary to Section 59 of The Wildlife Act. In addition, a person whose hunting privileges are suspended for all hunting or big game hunting must not apply for or obtain a big game hunting licence.

Licences are not transferable. Unallocated draw licences will not be made available. Any application not completed or not submitted in compliance with the conditions for a draw licence, as set out herein, is invalid and will be rejected from the draw.

Mandatory Biological Samples

To monitor for Chronic Wasting Disease, licenced hunters are required, by law, to submit biological samples from mule deer, white-tailed deer, and elk harvested in Game Hunting Areas 5, 6, 6A, 11, 12, 13, 13A, 18, 18A, 18B, 18C, 22, 23, 23A, 27, 28, 29, 29A, 30, 31, 31A, 32, 33, 35, and 35A.

Hunters have the option of submitting the entire head and upper neck of harvested animals, or hunters may extract and submit the testable tissues themselves. Testable tissues include:

- Medial retropharyngeal lymph nodes and lower jaw of mule deer and white-tailed deer.
- Brain stem (obex) and lower jaw of elk.

More information on this program, including instructions on collecting testable tissue, sample Drop-Off Depot locations, and test results may be found here:

www.gov.mb.ca/nrnd/fish-wildlife/wildlife/cwd





How To Apply Online

There are three (3) ways you can apply for a draw licence:

1. **Online** - using your customer account www.manitobaelicensing.ca/licensing.page.
2. **Call Centre** – Open: 8am - 9pm, 7 days per week. [1-877-880-1203](tel:1-877-880-1203).
3. **District Office** – Subject to operational restrictions. Must call in advance. [\[see contacts\]](#)

Before proceeding with these steps, please read and understand the above sections. It is each applicant's responsibility to ensure that their information is correct. If you have purchased any type of hunting or angling licence since, or you have previously entered the multilevel draws (since 1996), you will already have a profile and Customer ID # (CID) in the elicensing system.

Do not create a new account. Use the “Look Up Your Profile” link.

Look Up Your Profile

You can lookup your existing account here www.manitobaelicensing.ca/identifyprofile.page. Enter your identification (such as a driver's licence or passport number). If you are still unable to locate the account, call the elicensing Help Desk at 1-877-880-1203 for assistance.

Forgotten Password

If you forget your password, visit the “Forgot Password” page to reset your password. <https://www.manitobaelicensing.ca/forgotpassword.page>

First-time Customer

If you are a first-time customer, visit the following link to learn how to create your personal profile. <https://www.manitobaelicensing.ca/cust.faq.page#customeraccount>



Manitoba Resident Big Game Elk Draw and Moose Draw

Step 1 - Login to your Account:

- Visit the Manitoba elicensing website at: www.manitobaelicensing.ca
- Click on the [Sign In Or Create Account](#) tab (top right) to access your personal profile.
- [Choose an Identifier](#) (Driver's licence or CID #) and enter your login credentials to sign-in.
- If you are a first-time customer, please create a new account (right side).

Manitoba Licensing website login page. The page shows the navigation bar and the 'Sign In' and 'New Customer' sections. Arrows labeled 'a', 'b', and 'c' indicate the steps: 'a' points to the browser address bar, 'b' points to the 'Sign In Or Create Account' button, and 'c' points to the 'Choose an Identifier' dropdown.

Step 2 – Confirm Account Details:

- Your email and mailing address must be accurate to receive draw results, licence(s) & tags.
- If your mailing address is different from your physical address, please update this info.
- Click [Confirm](#).

Manitoba Please confirm your account details page. The page shows the 'Email' and 'Contact Details' sections. Arrows labeled 'a' and 'b' indicate the steps: 'a' points to the 'Email' field, and 'b' points to the 'Mailing Address' field.

Step 3 – Purchase Application

- Click on [Purchase Licence](#).
- Select [Manitoba Resident](#) & click [Proceed](#).
- Select [Multi-Level Draw](#) from the list of options on the lefthand side.
- Click [Apply](#) on the Draw that you wish to enter:
 - Big Game Moose Draw
 - Big Game Elk Draw

Manitoba website 'Select Residency' and 'Purchase Licence' pages. The 'Select Residency' page shows the 'MANITOBA RESIDENT' option selected. The 'Purchase Licence' page shows the 'Multi-Level Draw' option selected. Arrows labeled 'a', 'b', 'c', and 'd' indicate the steps: 'a' points to the 'Purchase Licence' button, 'b' points to the 'MANITOBA RESIDENT' option, 'c' points to the 'Multi-Level Draw' dropdown, and 'd' points to the 'Apply' buttons.

Important: This year the Big Game Elk Draw is separate from the Big Game Moose Draw.

Manitoba Resident Big Game Elk Draw and Moose Draw

Step 4 – Select Your HSC:

Select up to three (3) Hunting Season Choice (HSC) codes from the list of options. Please review the HSC Code Chart on page 17 to help you make your selection.

- You can search by Code using the search bar, or
- You can scroll through the list of HSCs by page number.
- Once you have made your selection(s), click [Confirm Choices](#).
- You can rearrange the order of your HSC(s) based on preference to determine your 1st, 2nd and 3rd choices.

This is done using the up/down arrows on the far right-hand side of the screen.

- To add Group Member(s), click the [Add/Edit Group Members](#) link (under Group Member Details section).
- Next, enter your Group Member's Customer Identification Number (CID) and Birthdate.

You can add up to three (3) pairs/ six (6) members.

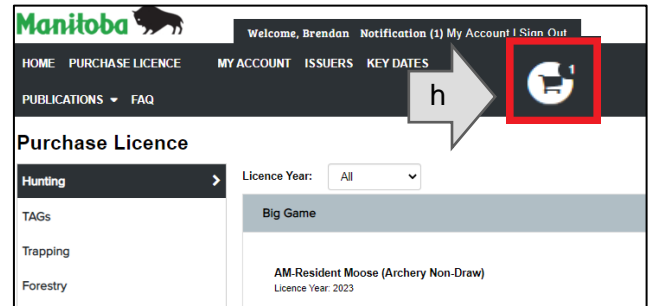
Once completed, click [Submit](#) at the bottom right of the screen, then click [Confirm](#).

- Next, you will be asked to provide or attest to each Member(s) Hunter Education Information.

If you do not have this information, your Group Member(s) can also attest to holding a valid Hunter Education Card. Once this information has been completed for everyone, click [Add to Cart](#) and [Checkout](#).

Manitoba Resident Big Game Elk Draw and Moose Draw

- h) Click on the Shopping Cart in the top right corner.
- i) Carefully review the items in your Shopping Cart and click Proceed to Checkout.
- j) The last step is to enter your Shipping Address and Credit Card information for payment.




Credit Card for Use if Awarded

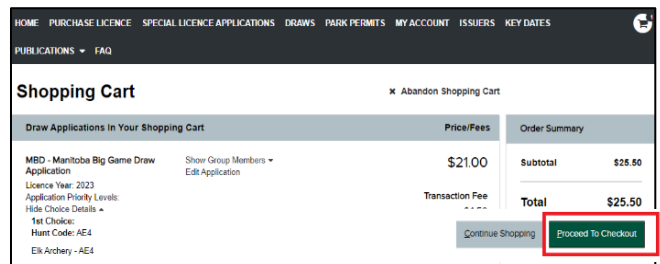
Use Same Credit Card as Above

Card Holder *

Card Number *



Expiration Date * Select Month Select Year



Payment Details & Draw Result Notifications

Application Payment (May 31 Deadline)

Only Visa and MasterCard payments are accepted through the elicencing website and must be on the applicant's profile upon submission. Payments will appear on your credit card statement as RAO MB Licensing.

A non-refundable \$7.00 application fee applies for each applicant included on the online application. In addition to the application fee, a non-refundable \$4.50 administration fee is added to the online application.

One Applicant – \$7.00 + \$4.50 = \$11.50
Two Applicants – \$14.00 + \$4.50 = \$18.50
Three Applicants – \$21.00 + \$4.50 = \$25.50

Four Applicants – \$28.00 + \$4.50 = \$32.50
Five Applicants – \$35.00 + \$4.50 = \$39.50
Six Applicants – \$42.00 + \$4.50 = \$46.50

The draw application **deadline is May 31 at 11:59 pm**. Applications must be submitted by this date and time. **You should only enter draws in which you are prepared to purchase the licence. Exchanges and/or refunds are not allowed.**



Notification of Awarded Licence (June 21)

Results of the draw will be **emailed** to each applicant by **June 21**. Successful applicants will receive an email indicating their success in the draw and licence payment will be processed with the credit card on file. Unsuccessful and rejected applicants will receive an email indicating the results of the draw. **It is up to each applicant to ensure that your email is current.**

Important:

If you have not received the results by **June 24**:

- Check your spam, bulk or junk folder to locate the notification email.
- Verify that the email listed on your elicensing account is correct. It is up to each applicant to ensure that the email on their profile is current and accurate.
- If you are still unable to locate the results email, it is the applicant's responsibility to contact the eLicensing Unit before the licence payment deadline of **July 15**.
Vendorinquiries@gov.mb.ca or call 204-945-6784.

Licence Payment (July 15 Deadline)

If an application is successful in securing a draw licence(s) on **June 21st**, then the **first applicant or group leader** will be charged for each licence issued with that application, plus the \$4.50 administration fee for each licence.

One Licence - \$57.25 + \$4.50 = \$61.75

Two Licences - \$114.50 + \$9.00 = \$123.50

Three Licences - \$171.75 + \$13.50 = \$185.25

Four Licences - \$229.00 + \$18.00 = \$247.00

Five Licences - \$286.25 + \$22.50 = \$308.75

Six Licences - \$343.50 + \$27.00 = \$370.50

Total licence fees include 5% G.S.T. A portion of the fee is for wildlife conservation as well as a \$4.50 administration fee.

Please check your statements to ensure payment was processed correctly. Payment must be made by the credit card on file by **July 15**. If a payment fails, the online program will attempt to process the payment again.

It is the responsibility of the applicant to ensure payment is processed before the payment deadline of July 15.

If the automated payment is not processed through the group leader's online profile, then each member of the party must make arrangements to pay for their licence.





Late or Non-Payment of Awarded Licence(s)

***Failure to complete payment by July 15 will result in the licence(s) being cancelled and penalty status will be placed on the account of all applicants on that application.

Penalty status will result in all future hunting and angling privileges being suspended. Any other hunting and angling purchases after this date will be unable to be processed until the outstanding licence fees are paid and penalty status removed.****

Once the licence(s) are cancelled they will be removed from your customer profile and cannot be reissued. It is your responsibility to ensure that your payment can be processed.

Rejection of Applications

Any applicant with outstanding fees from previous draw years will be unable to purchase any hunting or fishing licence until the outstanding fees are paid. The applicant should call Customer Information Unit at 1-800-214-6497 to resolve outstanding fees.

An application will be rejected if any of the following apply:

- The payment is not able to be processed.
- The application bears the name of an ineligible applicant.

Mailing of Awarded Licences and Game Tags

Once payment is completed, each licence and game tag will be mailed to mailing address on the group leader's elicensing account. This can take up to 3-4 business weeks from the licence purchase date.

If Canada Post is unable to deliver your licence(s) and game tag(s), the items will be likely be returned to our office at 118-1181 Portage Ave, Winnipeg MB and will delay the shipping process by an additional 3-4 weeks.

Items are typically returned to our office by Canada Post if:

- The mailing address is incorrect on the customer's elicensing account (i.e. no PO Box # or Suite # provided).
- The addressee has moved without providing a forwarding address.
- The item is refused by the addressee.





Please ensure the **mailing address** (not the physical address) on your profile is correct at the draw deadline. If you have not received your licence and tags by **August 14**, please contact your group leader before contacting eLicensing by email at elicensing@gov.mb.ca or the Customer Information Unit at 1-800-214-6497. It is the applicants responsibility to contact the Customer Information Unit or the eLicensing Unit before **September 15th**. **Licences and game tags that are not delivered are not the department's responsibility.**

Missing Licences

Missing, lost, damaged, or stolen licences may be reprinted from your profile.

Missing Game Tags

Missing, lost, damaged, or stolen game tags must be replaced with both a replacement licence and game tag. **Game tags are not transferable to another hunting licence.**

Undelivered licences and game tags must be replaced with a replacement licence and game tag. **Licences and game tags that are not deliverable are not the department's responsibility.**

If you have not received your licence and tags by **August 14**, please contact eLicensing by email at elicensing@gov.mb.ca or the Customer Information Unit at 1-800-214-6497 before **September 15**.

Replacement Licences/Game Tags

If a licence is lost or destroyed, it must be reprinted. If a game tag is lost or destroyed, a replacement licence and game tag must be applied for in person through a District Office or at Room 118 - 1181 Portage Avenue in Winnipeg. Please see the current Manitoba Hunting Guide for directions or call Manitoba Customer Information Unit 1-800-214-6497. The replacement licence and game tag will cost \$10.50 [insert link to guide].

The Freedom of Information and Protection of Privacy Act

All personal information is collected under the authority of The Wildlife Act and will be used for the administration of the Multi-Level Draw program, hunter questionnaires, statistical analysis and enforcement purposes. It is protected by the Protection of Privacy provisions of The Freedom of Information and Protection of Privacy Act. If you have any questions about the collection of information, contact: Access and Privacy Officer, Room 118 - 1181 Portage Avenue, Winnipeg MB R3G 0T3 (t: 204-945-6784). For other draw questions, please telephone 1-877-880-1203.





Hunting Season Charts (HSC) 2024

Big Game Elk – Hunting Season Choice(HSC) Code Chart

	Hunting Season Choice	Game Hunting Area(s)	Hunting Season Dates	Bag Limit(per tag)	Licences Available	Tags Available	Last Priority Level Awarded in 2023
Elk General Rifle	E1	13, 13A, part 14	Sept. 30– Oct. 13	One Bull Elk	50	25	8
	E2	13, 13A, part 14	Dec. 16 – Dec. 22	One Elk	50	25	10
	E3	18, 18A, 18B, 18C	Sept.30 – Oct. 13	One Bull Elk	66	33	6
	E4	18	Dec. 16 – Dec. 22	One Elk	16	8	9
	E5	18A	Dec. 16 – Dec. 22	One Elk	16	8	8
	E6	18B	Dec. 16 – Dec. 22	One Elk	10	5	7
	E7	18C	Dec. 16 – Dec. 22	One Elk	22	11	8
	E8	19, 19A	Dec. 16 – Dec. 22	One Elk	20	10	8
	E9	20	Sept. 23 – Oct. 13	One Bull Elk	4	2	8
	E10	21,25	Sept. 23 – Oct. 13	One Bull Elk	120	60	8
	E11	21, 25	Dec. 16 – Dec. 22	One Elk	70	35	8
	E12	25A	Dec. 16 – Dec. 22	One Elk	50	25	7
	E13	28, 31A	Sept. 23 – Oct. 13	One Elk	80	40	5
	E14	28, 31A	Dec. 16 – Dec. 22	One Elk	80	40	8
	E15	29, 29A (Turtle Mtn Community Pasture excluded)	Sept. 23 – Oct. 13	One Bull Elk	50	25	7
	E16	29, 29A	Dec. 16 – Dec. 22	One Elk	50	25	8
	E17	30 (CFB Shilo excluded)	Sept. 23 – Oct. 13	One Bull Elk	110	55	5
	E18*	23	Dec. 2 – Dec. 22	One Elk or one Moose	26	13	7
	E19*	23	Dec.30 – Jan. 12	One Elk or one Moose	30	15	8
	E20*	23	Jan. 13 – Jan. 26	One Elk or one Moose	28	14	9
	E21*	23A	Dec. 2 – Dec. 22	One Elk or one Moose	18	9	7
	E22*	23A	Dec.30 – Jan. 12	One Elk or one Moose	20	10	8
	E23*	23A	Jan. 13 – Jan. 26	One Elk or one Moose	14	7	8
Archery Elk	AE1	13	Aug. 26 – Sept. 15	One Elk	60	60	10
	AE2	13A, part 14	Aug. 26 – Sept. 15	One Elk	40	40	10
	AE3	18A	Aug. 26 – Sept.15	One Elk	40	40	10
	AE4	18, 18B	Aug. 26 – Sept. 15	One Elk	80	80	10
	AE5	18C	Aug. 26 – Sept. 15	One Elk	50	50	10
	AE6	19, 19A	Aug. 26 – Sept. 15	One Elk	20	20	10
	AE7	20	Aug. 26 – Sept. 15	One Elk	4	4	10
	AE8	21 25	Aug. 26 – Sept. 15 Aug. 26 – Sept. 22	One Elk	150	150	10
	AE9	25A	Aug. 26 – Sept. 22	One Elk	60	60	8
	AE10*	23, 23A	Aug. 26 – Nov. 10	One Elk or One Moose	20	20	7
	AE11	28, 31A	Aug. 26 – Sept. 15	One Elk	80	80	8
	AE12	29, 29A	Aug. 26 – Sept. 15	One Elk	50	50	8
	AE13	30 (CFB Shilo excluded)	Aug. 26 – Sept. 22	One Elk	120	120	8

The Hunting Season Choice Code selected during the application does not coincide with the desired Game Hunting Area.





Big Game Moose– Hunting Season Choice (HSC) Code Chart

	Hunting Season Choice Code	Game Hunting Area(s)	Hunting Season Dates	Bag Limit (per tag)	Licences Available	Tags Available	Last Priority Level Awarded in 2023
Moose General Rifle	M1	2A	Sept. 16 – Oct. 13	One Bull Moose	100	50	10
			Dec. 2 – Dec. 15				
	M2	4	Sept. 16 – Oct. 13	One Bull Moose	150	75	10
			Dec. 2 – Dec. 15				
	M3	5	Sept. 16 – Oct. 13	One Bull Moose	20	10	10
	M4	6	Sept. 16 – Oct. 13	One Bull Moose	30	15	10
	M5	6A	Sept. 16 – Oct. 13	One Bull Moose	20	10	10
	M6	7	Sept. 16 – Oct. 13	One Bull Moose	150	75	10
			Dec. 2 – Dec. 15				
	M7	7A	Sept. 16 – Oct. 13	One Bull Moose	150	75	10
			Dec. 2 – Dec. 15				
	M8	8	Sept. 16 – Oct. 13	One Bull Moose	30	15	10
	M9	9A	Sept. 16 – Oct. 13	One Bull Moose	200	100	10
			Dec. 2 – Dec. 15				
	M10	10	Sept. 16 – Oct. 13	One Bull Moose	150	75	10
Dec. 2 – Dec. 15							
M11	11	Sept. 16 – Oct. 13	One Bull Moose	100	50	10	
		Dec. 2 – Dec. 15					
M12	15, 15A	Sept. 16 – Oct. 13	One Bull Moose	50	25	10	
		Dec. 2 – Dec. 15					
M13	17A	Sept. 16 – Oct. 13	One Bull Moose	350	175	10	
		Dec. 2 – Dec. 15					
M14	20	Sept. 16 – Oct. 13	One Bull Moose	12	6	10	
M15	27, 28, 31A	Dec. 2 – Dec. 8	One Bull Moose	30	15	3	
Archery Moose	AM1	27, 28, 31A	Sept. 16 – Oct. 13	One Bull Moose	40	40	6





District Office Map & Contacts

